


Product Catalogue 2011



State of the art from 1906

There is no compromise at Nilfisk. There hasn't been since 1906, when we first started delivering state of the art professional cleaning products. Since then we have worked day in, day out to ensure total quality, total innovation and total reliability in everything we do. We don't accept anything less.

Today, we continue this heritage by setting the standard across the globe. By fine tuning every aspect of our business – from new product development through to production, delivery and after-sales service - we can deliver an on going stream of high quality innovative and reliable products, designed to increase efficiency and ultimately lower costs.



P.A. Fisker

An inventor, an entrepreneur
and the father of Nilfisk

Reliability, reliability, reliability

If it sounds like a mantra that's because it is. At Nilfisk, reliability is the key component to all our products. It's what sets us apart and makes our products unique. We achieve it by applying the strictest standards in the industry. Add to this a strong policy of investment in research and development and rigorous testing procedures and the result is a product our customers can trust and have done for over a century.

We test. Then we test again

Exhaustive testing of all new technologies and products is essential to meeting the changing needs of our customers and ensuring complete reliability. New products face rigorous trials before being released for field-testing and all units go through machine life tests where they undergo typical working conditions for many hundreds of hours. Even after the new products have been launched, close monitoring takes place in order to fine tune and verify the quality is 100%

Easy to use, Easy on environment, but tough on dirt

You require flexibility and the right ergonomics to get the job completed - with no downtime. We provide it in the shape of the series of ride-on scrubber/dryer.

The new BR 652/752 represents a huge step forward in cleaning innovation. Just look at the features. Super low noise level, ergonomic and a compact design that allows these machines to clean just about anywhere.

You can even combine it with our outstanding round the clock Service Back-Up and support functions, which offer dynamic service solutions ranging from professional customer service over technical repair service to hands-on machine training.



See more about BR 652/752
on page 39



And above all a totally new and patented scrubbing deck concept on BR 652/752.

Everything can be done just moving the steering wheel; as the machine turns, so too does the deck. Maximum efficiency and side skirts are no longer needed.












ecoflex™

**Sometimes it
takes more
than water.**

It takes Ecoflex

See more about Ecoflex
on page 30 and 31

Content

	Commercial vacuum cleaners	10
	Industrial vacuum cleaners	20
	Scrubber/Dryers	32
	Combination machines	45
	Compact ride-on high pressure washer	48
	Sweepers	54
	Road sweepers	63
	Single discs	70
	Burnishers	74
	Carpet extractors	78
	All-purpose cleaner	80

Index

2

Commercial vacuum cleaners

VC300	11
GD 910	12
GD 911 Battery	12
GD 1000	13
GD 2000	13
UZ 934	14
GD 930	14
GU 305/355-2/455-2	15
GU 700A	15
BRV 900	16
UZ 964	16
GD 5/10 Back	17
GD 5 Battery	17
GWD 300 series	18
UZ 878	18

Industrial vacuum cleaners

GM 80P	21
IVB 3	21
IVB 5 Wet	22
IVB 5/7 series	22
IVB 961-OL	23
IVB 965 SD XC	23
IVB 963-2M ED XC	24
IVB 7X - ATEX Type 22	25
IVB 995	25

Scrubber/dryer

CA 331	33
CA 340	33
CA 240/330	34
BA/CA 410	34
SC350	35
BA/CA 451/531	36
BA/CA 551/611	37
BA 651/751/851	38
SC800	38
BR 652/752	39
BR 755/755C/855	40
BR 850S/1050S	41
BR 1100S/1300S	42

Combination machines

CR 1000	45
CR 1200/1400	45
CR 1500	46
ER 1300/1600	47

Compact ride-on high pressure washer

Nilfisk CYCLONE	48
-----------------	----

Sweepers

SM 800	55
SW 700S	55
SW 750	56
SW 850S	56
SR 1000S	57
SR 1101	57
SR 1301	58
SR 1450	58
SR 1601	59
SR 2000	59
SR 1900	60

Road sweepers

RS 502	63
RS 851	63
RS 1301	64
RS 2200	64

Single-discs

SD 43-165/SDM 43-180	71
SD 43-400/SDM 43-450	71
421C	72
510B/510B-3	72
PS 333A	73
545	73
SDM 43-DUO	74

Burnishers

SDM 43-900/SDM 53-1500	74
UHB 51-1500	75
UHR 70-1700	75

Carpet extractors

MX 103C	78
AX 14	78
MX 307H	79
AX 310/410	79

All-purpose cleaner

APC 328	80
---------	----

Others

Environment in mind	6
Flexible purchase options	7
Filter cleaning system	26
Ecoflex	30
Twister pads	43
Service	49
System for loading sweepers	61
Batteries	65
Nilfisk online	68

Product overview

3



VC300
Commercial vacuum cleaners



GD 910
Commercial vacuum cleaners



GD 911 BATTERY
Commercial vacuum cleaners



GD 1000
Commercial vacuum cleaners



GD 2000
Commercial vacuum cleaners



UZ 934
Commercial vacuum cleaners



GD 930
Commercial vacuum cleaners




GU 305/355/355-DUAL/455-DUAL
Commercial vacuum cleaners



GU 700A
Commercial vacuum cleaners



BRV 900
Ride-on commercial vacuum cleaners



UZ 964
Commercial vacuum cleaners



GD 5/10 BACK
Commercial vacuum cleaners



GD 5 BATTERY
Commercial vacuum cleaners



GWD 300 SERIES
Commercial vacuum cleaners



UZ 878
Commercial vacuum cleaners



GM 80P
Industrial vacuum cleaners



IVB 3
Industrial vacuum cleaners



IVB 5 Wet
Industrial vacuum cleaners



IVB 5/7 SERIES
Industrial vacuum cleaners



IVB 961-0L
Industrial vacuum cleaners



IVB 965 SD XC
Industrial vacuum cleaners



IVB 963-2M ED XC
Industrial vacuum cleaners



IVB 7X - ATEX TYPE 22
Industrial vacuum cleaners



IVB 995
Industrial vacuum cleaners



CA 331
Scrubber/Dryers

Product overview

4



BA/CA 340
Scrubber/Dryers



CA 240/330
Scrubber/Dryers



BA/CA 410
Scrubber/Dryers



SC350
Scrubber/Dryers



BA/CA 451/531
Scrubber/Dryers



BA/CA 551/611
Scrubber/Dryers



BA 651/751/851
Scrubber/Dryers



SC800
Scrubber/Dryers



BR 652/752/752C
Scrubber/Dryers



BR 755/755C/855
Scrubber/Dryers



BR 850S/1050S
Scrubber/Dryers



BR 1100S/1300S
Scrubber/Dryers



CR 1000
Combination machines



CR 1200/1400
Combination machines



CR 1500
Combination machines



ER 1300/1600
Combination machines



Nilfisk CYCLONE
Compact ride-on high pressure washer



SM 800
Sweepers



SW 700S
Sweepers



SW 750
Sweepers



SW 850S
Sweepers



SR 1000S
Sweepers



SR 1101
Sweepers



SR 1301
Sweepers



SR 1450
Sweepers

Product overview

5



SR 1601
Sweepers



SR 1900
Sweepers



SR 2000
Sweepers



RS 502
Road sweepers



RS 851
Road sweepers



RS 1301
Road sweepers



RS 2200
Road sweepers



SD 43-165
Single discs



SDM 43-180
Single discs



421 C
Single discs



510B/510B-3
Single discs



PS 333A
Single discs



SD 43-400
Single discs



SDM 43-450
Single discs



545
Single discs



SDM 43-DUO
Single discs



**SDM 43-900/
SDM 53-1500**
Burnishers



UHB 51-1500
Burnishers



UHR 70-1700
Burnishers



MX 103C
Carpet extractors



AX 14
Carpet extractors



MX 307H
Carpet extractor



AX 310
Carpet extractors



AX 410
Carpet extractors



APC 328
All-purpose cleaner

With our environment in mind

Our company has been around for more than a century and will be around for the next century as well. There is no doubt in our minds, that respect and proactive behavior when it comes to sustainability is essential to a long term perspective like ours.

Product Development

Through our technologies we improve the quality of indoor and outdoor living and lessen the environmental impact from cleaning on the environment. It is a goal for us to accomplish more with less - simultaneously improving our environmental behavior whilst reducing cost.

This is done by technologies that reduce use of detergents, energy and water - but still deliver the same high quality cleaning job. At the same time our machines have to be user friendly giving the operators the best possible working conditions.



Green cleaning

When it comes to cleaning, applying the perfect cleaning solution for different surfaces, means using less cleaning detergent and water. Our patented dosage solutions provide highly efficient means of mixing water and detergents in cleaning applications – never overdosing. You can choose to clean with only water on surfaces when that is enough, and add the perfect amount of detergent when the surface needs more cleaning power.

Furthermore, on scrubber/dryers fitted with this, the detergent is added to the water at the scrub deck, and not in the tank. This means that only clean water is ever in the tank, making it unnecessary to empty and refill when changing to a new type of surface. This reduces the use of water significantly and increases productivity.

The dosage control means using up to 50% less water, 35% less detergent and 20% less time when doing a professional cleaning job. The result is less use of detergent, reduced environmental impact, reduced cost and more efficient cleaning.



Green highlights

- We subscribe to United Nations Global Compact
- We participate in the global Carbon Disclosure Project
- We focus on the development of technologies that reduces our machines impact on its surroundings by reducing the use of water, detergent, energy etc.
- Our factories in European/Asian Product Company are ISO 9001 certified
- Our factories in European/Asian Product Company will all be ISO 14001 certified by the end of 2010

Purchase options. To reliability we add flexibility

Financial planning is crucial to all businesses. At Nilfisk we recognise the need to offer flexible financing options that make the latest and best cleaning products available while maintaining budgetary control.

Finding solutions to effective financing of cleaning equipment is as much a part of our business as the cleaning solutions themselves. So let's talk.

We have created sensible financial packages that enable you to upgrade your products to meet changes in the market and applications environments, and that allow you to be up to date at all times.

Below you'll find an overview of our financial packages with a listing of the key advantages. They are designed to conform to local laws and conditions so they may vary from country to country. Please contact your local Nilfisk representative to give you full detailed information on the financial offerings available

4 ways to get your Nilfisk cleaning machine.
You choose.



Financial solution	Definition	Key advantages
Leasing	The machines are sold through a leasing company which in return will lease the machines to you for a fixed number of years.	<ul style="list-style-type: none"> • No tie up of capital • Fixed monthly instalment • Leasing expenses are tax deductible • Improved balance sheet performance
Short-term rental	For the occasional need you can rent a Nilfisk machine for a shorter term period (limited range of machines available).	<ul style="list-style-type: none"> • Coverage of ad hoc needs • Short term commitment • Flexible renting periods • Covers seasonal changes in demand
Long-term rental	<p>The machines are sold through a leasing company which in return will lease the machines to you.</p> <p>The monthly instalment includes a full service contract.</p> <p>Flexibility regarding upgrade / exchange or return of machines can be built into the contract.</p>	<ul style="list-style-type: none"> • 100% cost transparency and increased flexibility • No tie up of capital • Full service contract • Fixed monthly instalment • Leasing expenses are tax deductible • Improved balance sheet performance • Machines according to need • Easy calculation of cleaning cost • Replacement machines
Individual solutions	Let us tailor-make a solution meeting your specific requirements based on a mix of the various purchase and service options.	<ul style="list-style-type: none"> • Customer specific solutions • Solution to logistical problems • Dedicated service resources • Special service requirements • Mix of purchase and finance options

[illegible][illegible]

Suggested applications and industries

[illegible]

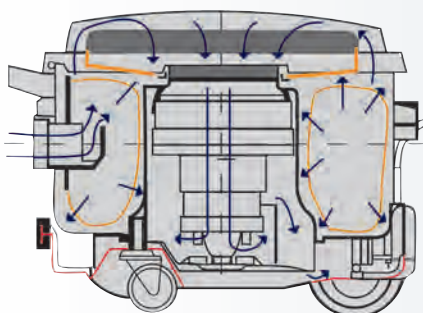
Key features / benefits

[illegible]

Commercial vacuum cleaners

Suction quality depends on the quality of the filter

Nilfisk vacuum cleaners are characterised by powerful suction, efficient filtration and a compact design. Designed with the operator in mind, all the vacuum cleaners have controls that are easy to use, are highly manoeuvrable and have a sturdy construction in order to ensure reliable use year after year.




Special design

The prestige of the Nilfisk design is recognised worldwide. In addition to their special designs, Nilfisk vacuum cleaners are all quiet and offer powerful vacuuming with low energy consumption.



Nilfisk main motors

The Nilfisk motors are robust and tough with very powerful vacuuming capacity and low sound levels. They are based on an industrial design dedicated to professional cleaning. An unprotected vacuum motor, however powerful it may be, has a limited lifespan. To protect it, it needs to be fitted with a good main filter that holds the particles and prevents the motor from being damaged.



Complete range of filters

A filtration system is defined as a series of successive stages for retaining the dust: the bag, the main filter, the exhaust filter. Nilfisk has one of the broadest range of filters in the world. The HEPA filter holds 99.95% of 0.1 micron particles. The ULPA filter holds up to 99.9995%. It is used in high risk areas where particle discharge into the atmosphere has to be controlled.

Commercial vacuum cleaners

11

VC300 Formerly GD 111



A general purpose vacuum for everyday use

- Low noise level of 69 dB(A)* creates less disturbance and enables daytime cleaning
- Eco friendly 900w fan unit allows us to reduce power by 25% yet still achieve an excellent cleaning efficiency
- Weighs just 5.2 kg* for easy portability
- Best in class filling capacity. 10 litre container with 8 litre dust bag net filling
- Recyclable components support environmental protection
- Entire machine, including hose and wand, can be carried safely and comfortably in one hand
- Superbly designed for simplicity and effective cleaning at an economic price

The Nilfisk VC300 is a basic, well-built, thoroughly reliable unit that can be relied upon to do the job day in day out. It is ideal for cleaning offices, hotel rooms, retail outlets, and similar light to medium duty applications.



The Eco labelled VC300 offers 25% reduced power consumption via a 900w fan unit whilst providing an excellent cleaning performance.

And all of this at a highly competitive price.

A new variant to be introduced around springtime.
- Look out for the new family member on our website.

VC300 Eco	
ITEM NO.	906 0901 010
IP PROTECTION CLASS	IP20
RATED POWER (W)	900
SUCTION POWER END OF TUBE (W)	200
AIRFLOW (L/SEC)	32
VACUUM AT NOZZLE (KPA)	23
SOUND PRESSURE LEVEL (DB(A) BS 5415)	50
TANK CAPACITY (L)	-
DUST BAG CAPACITY (L)	8
MAIN FILTER AREA (CM²)	1250
BRUSH DIAMETER (MM)	-
LENGTH X WIDTH X HEIGHT (CM)	39.5x34x39
WEIGHT (KG)	5.2*

*machine only

Commercial vacuum cleaners

GD 910



Basic perfection

- User friendly and time saving cord storage
- On board storage for nozzles
- The efficient sack filter is easy to install and clean
- Low noise levels allowing it to be used during working hours

100 years of experience has taught us to focus on the important things for the users of vacuum cleaners. GD 910 has a very good user interface and every detail has been developed to make it easy for the user. Compact and light, it weighs only 5,6 kg.



GD 911 BATTERY



Battery powered for hassle-free cleaning

- No cable means clean anywhere and no hassle of looking for electrical sockets means time saved
- Strong suction power means high dust pick up and productive work
- Large 10 litre dust bag is designed for maximum filling
- Battery operation means vacuuming anywhere at a low sound level
- Fast and easy recharging minimises downtime

Nilfisk GD 911 battery vacuum cleaner provides best-in-class features such as 60 minutes of continuous running time, strong suction power, and unrestricted cleaning at a very low sound level, making daytime cleaning convenient and hassle-free.



	GD 910	GD 911 BATTERY
ITEM NO.	905 9501 010	906 0801 020
IP PROTECTION CLASS	IP20	IP20
RATED POWER (W)	1100	400
SUCTION POWER END OF TUBE (W)	260	100
AIRFLOW (L/SEC)	35	25
VACUUM AT NOZZLE (KPA)	23	20
SOUND PRESSURE LEVEL (DB(A) BS 5415)	52	50
TANK CAPACITY (L)	14	-
DUST BAG CAPACITY (L)	10	10
MAIN FILTER AREA (CM²)	1400	690
BRUSH DIAMETER (MM)	-	-
LENGTH X WIDTH X HEIGHT (CM)	38X34X40	43X36X40
WEIGHT (KG)	5.6	6

Commercial vacuum cleaners

13

GD 1000



Power in a quiet design

- Powerful motor, 2 speed on GDS and HDS (GDS = General Dual Speed, HDS = HEPA Dual Speed)
- HEPA filter is standard on HDS
- 15 m cord and practical cord storage
- Parking solution

Nilfisk GD 1000 series represents the ideal choice for commercial cleaning tasks. It is thereby the good choice for daily cleaning of carpets and hard floors in hotels, restaurants, offices, recreational facilities and building lobbies.



GD 2000



The perfect choice for daytime cleaning

- Minimum sound level meets maximum suction performance
- Good filtration
- Do it yourself serviceability
- 15 meter cord

Nilfisk GD 2000-series is a high-performance professional vacuum cleaner. The exceptionally quiet operation down to 44 dB(A) (BS 5415 at low speed) makes it ideal for cleaning in noise-sensitive areas at any time. GD 2000 also offers top suction performance and superior filtration.



	GD 1005	GD 1010	GDS 1010	HDS 1005	GD 2000	HDS 2000
ITEM NO.	17440001	17490001	17450001	17460001	905 6501 010	905 6701 010
IP PROTECTION CLASS	IP20	IP20	IP20	IP20	IP20	IP20
RATED POWER (W)	1200	1200	1200	1200	1200	1250
SUCTION POWER END OF TUBE (W)	270	270	270/100	270/100	290	280/150
AIRFLOW (L/SEC)	40	40	40/27	40/27	36	35/29
VACUUM AT NOZZLE (KPA)	23	23	23	23	23	23/17
SOUND PRESSURE LEVEL (DB(A) BS 5415)	52	52	52/46	52/46	51	46/44
TANK CAPACITY (L)	-	-	-	-	-	-
DUST BAG CAPACITY (L)	4.5	9	9	4.5	10	10
MAIN FILTER AREA (CM²)	1200	2400	2400	1200	3700	3700
BRUSH DIAMETER (MM)	-	-	-	-	-	-
LENGTH X WIDTH X HEIGHT (CM)	39x30x36	39x30x42	39x30x42	39x30x36	47x36x35	47x36x35
WEIGHT (KG)	6	6.3	6.3	6	7.9	9

Commercial vacuum cleaners

UZ 934



Compact and effective

- Easy to use
- Wide working radius
- Lightweight
- 10 litre dust bag

Nilfisk UZ 934 offers a good combination for commercial cleaning; powerful performance and a big dust bag. It is light and easy to move around. The UZ 934 is perfect for cleaning in restaurants, hotels, schools etc.



GD 930



The vacuum cleaner chosen by millions

- Heavy duty construction with steel container
- 15 litre dust bag
- The 2 speed system on GD 930 S2 brings the sound level down to 44 dB(A)
- Multi layer filter
- High cleaning performance

Nilfisk GD 930 and GD 930 S2 is a world class dry vacuum cleaner for effective daily cleaning of large areas. GD 930 is the reliable, rugged and stable choice for demanding cleaning applications in hotels, schools, offices and hospitals.



	UZ 934	GD 930	GD 930 S2
ITEM NO.	905 2518 010	905 5301 020	905 5340 010
IP PROTECTION CLASS	-	IP20	IP20
RATED POWER (W)	1000	1000	1000
SUCTION POWER END OF TUBE (W)	205	270	270
AIRFLOW (L/SEC)	32.5	35	24-35
VACUUM AT NOZZLE (KPA)	23	23	23
SOUND PRESSURE LEVEL (DB(A) BS 5415)	58	53	53/45
TANK CAPACITY (L)	-	-	-
DUST BAG CAPACITY (L)	10	15	15
MAIN FILTER AREA (CM²)	3900	4900	4900
BRUSH DIAMETER (MM)	-	-	-
LENGTH X WIDTH X HEIGHT (CM)	38x32x33	45x39x33	45x39x33
WEIGHT (KG)	6.1	7.5	7.5

Commercial vacuum cleaners

15

GU 305/355/355-DUAL/ 455-DUAL



Quick, quiet and efficient

- Flat to the floor design for cleaning under furniture
- Built in extension hose and tube for cleaning hard to reach areas
- Excellent filtration system, HEPA available for all variants
- Adjustable brush height to suit all floor surfaces
- Dust bag is easy to change

The Nilfisk GU series of uprights is designed to clean quickly, quietly and efficiently. With high-grade filtration and a HEPA filter option on all models, these upright vacuums secure a good indoor air quality.



GU 700A



The heavy-duty upright vac

- 64 cm cleaning path
- 2 vacuum motors ensuring a high vacuuming performance
- 1 brush motor
- Built in hose and tube for hard to reach areas

The GU 700A is an optimal upright solution for daily vacuum cleaning of large carpet areas. This heavy-duty machine makes operations easy and efficient. The separate motors for the brush and vacuum, provide high performance and durability together with an in depth cleaning of even solid mud and other dirt settings.



	GU 305	GU 355	GU 355-DUAL	GU 455-DUAL	GU 700A
ITEM NO.	906 0101 010	906 0301 010	906 0401 010	906 0501 010	56330910
IP PROTECTION CLASS	IP20	IP20	IP20	IP20	IP30
RATED POWER (W)	1000	1200	1200	1200	2250
SUCTION POWER END OF TUBE (W)	130	150	150	150	-
AIRFLOW (L/SEC)	44	44	44	44	-
VACUUM AT NOZZLE (KPA)	24	24	24	24	-
SOUND PRESSURE LEVEL (DB(A) BS 5415)	62	62	62	62	68
TANK CAPACITY (L)	-	-	-	-	35
DUST BAG CAPACITY (L)	4	4	4	4	35
MAIN FILTER AREA (CM²)	196	196	2400	2400	-
BRUSH DIAMETER (MM)	65	65	65	65	640
LENGTH X WIDTH X HEIGHT (CM)	33x35.5x121	33x35.5x121	33x45.5x121	33x45.5x121	104x75x97
WEIGHT (KG)	7.7	7.7	8.5	8.5	51

Commercial vacuum cleaners

BRV 900



Ride-on vacuum cleaner making large area cleaning a small job

- Dual HEPA filters protect indoor air quality
- Dual vacuum motors provide superior suction and dirt pick-up
- Dual brushes thoroughly clean all types of carpet
- "Quiet mode" is at 64 db(A) for quiet daytime cleaning
- Detailing wand offers the ability to clean hard to reach areas without leaving the machine

The BRV 900 puts you behind the wheel of the first Nilfisk ride-on vacuum cleaner. This machine makes cleaning large areas such as exhibition centers and airports an easy job. Hard to reach areas can be serviced from the vehicle by using the detailing wand. BRV 900 can fit in standard elevators and through doorways. An optional on board 7,5 meter hose gives the possibility to clean areas where the machine is unable to navigate.



UZ 964



Cleaning in crowded areas

- Machine weighs only 2.9 kg, and rests comfortably on operator's hips
- Left or right hand operation
- HEPA filter and a wide range of nozzles for special applications are available

The obvious choice for vacuum cleaning in theatres, cinemas, shops and coaches and a great complementary duster. Nilfisk UZ 964 makes cleaning in hard-to-navigate places easy.

Nilfisk UZ 964 rests comfortably on operator's hips. There is no back or shoulder straining. Also perfect for spot cleaning. Accessories are stored on the belt.



	BRV 900	UZ 964
ITEM NO.	20002002	905 2421 010
IP PROTECTION CLASS	-	IP20
RATED POWER (W)	998	700
SUCTION POWER END OF TUBE (W)	330	160
AIRFLOW (L/SEC)	97,2	28
VACUUM AT NOZZLE (KPA)	13.7	19
SOUND PRESSURE LEVEL (DB(A) BS 5415)	64* */67	52
TANK CAPACITY (L)	-	-
DUST BAG CAPACITY (L)	30	2,2
MAIN FILTER AREA (CM²)	4800	1000
BRUSH DIAMETER (MM)	102	-
LENGTH X WIDTH X HEIGHT (CM)	133x81x130	37x21x20
WEIGHT (KG)	244*	2.9

*without batteries **one vacuum motor running.

Commercial vacuum cleaners

17

GD 5/10 BACK



Cleaning with convenience

- Good filtration with HEPA filter option
- Suitable for left or right handed use
- Containers in different sizes to fit the application
- 15 metre detachable cable with safety release saves time
- User friendly vacuum cleaner and a harness that is ergonomically designed reduces fatigue



There are many things that should be present in a good backpack vacuum cleaner. It should be light in weight, with even weight distribution, and the noise level must be as low as possible.



GD 5 BATTERY



Freedom to clean anywhere

- Remarkably quiet operation makes daytime cleaning in offices and hospitals easily viable
- Ergonomic backpack harness is of premium design to ensure comfort and to minimize stress
- Innovative technology ensures top performance
- Fully recyclable components used for reduced ecological impact



The Nilfisk GD 5 Battery is a backpack vacuum that requires no electrical connections, thus offering greater freedom to clean just about anywhere. With a running time up to 30 minutes per battery and with extra battery packs available, the machine can be used continuously. The charging procedure for 1 battery can be completed in just 45 minutes.



	GD 5 BACK	GD 5 HEPA	GD 10 BACK	GD 5 BATTERY
ITEM NO.	906 0601 010	906 0602 010	906 0701 010	906 0650 040
IP PROTECTION CLASS	IP20	IP20	IP20	IP20
RATED POWER (W)	1300	1300	1300	400
SUCTION POWER END OF TUBE (W)	240	210	240	100 +/- 10
AIRFLOW (L/SEC)	40	37	40	30
VACUUM AT NOZZLE (KPA)	24	24	23	20
SOUND PRESSURE LEVEL (DB(A) BS 5415)	59	59	59	57
TANK CAPACITY (L)	-	-	-	-
DUST BAG CAPACITY (L)	5	5	10	5
MAIN FILTER AREA (CM²)	1400	1400	2000	1400
BRUSH DIAMETER (MM)	-	-	-	-
LENGTH X WIDTH X HEIGHT (CM)	38x26x57	38x26x57	38x29x59	38x33x70
WEIGHT (KG)	4.2	4.4	4.6	7.7

Commercial vacuum cleaners

GWD 300 SERIES



Tradesman wet & dry vac's

- A range of vacuums to meet most everyday wet and dry pick up needs
- HEPA and cartridge filter available
- Variants with durable steel containers in 35 or 75 litres
- Craftsman's version with power socket, automatic on/off and delayed action
- Fast access to float basket and filters for cleaning and maintenance
- Modular design allows easy and flexible interchange of platforms

Nilfisk GWD 300 is a series of wet and dry professional vacuum cleaners. The ergonomic and modern design makes them easy to handle and highly functional. All models are based on a modular design, with different tank capacities of 20, 35, 50 and 75 litres. Also available with durable steel containers or as a dry only machine, GD 320.



UZ 878



High capacity workhorse

- Dual 1000 W motors
- Big 60 litres capacity tank. Durable polyethylene tank
- Equipped with a robust trolley and a user friendly tip over emptying system
- Several filter options

Nilfisk UZ 878 features both practical design for easy and fast operation, as well as the versatility that can only be found in a high quality unit. Used for either wet or dry pick-up applications, the large tank offers high capacity for long use between emptying.



	GWD 320/ 320 C	GWD 335	GWD 350/375	GWD 350-2	GWD 375-2	GWD 335 STEEL	GWD 375 STEEL	GD 320	UZ 878	UZ 878 w/ pump
ITEM NO.	905 8101 010	905 8301 010	905 8401 010 905 8701 010	905 8501 010	905 8801 010	905 8371 010	905 8871 010	905 8001 010	904 2032 010	904 2037 010
IP PROTECTION CLASS	IP24	IP24	IP24	IP24	IP24	IP24	IP24	-	IP24	IP24
RATED POWER (W)	1350	1350	1350	2700	2700	1350	1350	1350	2000	2000
SUCTION POWER END OF TUBE (W)	280	280	280	425	425	280	280	280	380	380
AIRFLOW (L/SEC)	37	37	42	60	60	37	42	37	55	55
VACUUM AT NOZZLE (KPA)	22	22	22	22	22	22	22	22	19	19
SOUND PRESSURE LEVEL (DB(A) BS 5415)	64	64	64	66	66	64	64	62	59-69	59-69
TANK CAPACITY (L)	20	35	50/70	50	75	35	75	-	60	60
DUST BAG CAPACITY (L)	13	17	30/34	30	34	17	34	10	45	45
MAIN FILTER AREA (CM²)	1350	1350	2260	2260	2260	1350	2260	700	8000	8000
BRUSH DIAMETER (MM)	-	-	-	-	-	-	-	-	-	-
LENGTH X WIDTH X HEIGHT (CM)	44X41X57	44x41x72	64x60x89/100	64x60x89	64x60x100	44X41X72	64x60x100	44x41x57	71x48x80	71x48x80
WEIGHT (KG)	7.7	8	20/20.5	21.5	22	19.8	22	7.5	25	25

ACCESSORIES: Commercial vacuum cleaners

19



NOZZLES

Upholstery nozzle, round brush, crevice nozzle



FLOOR NOZZLES

Combination and multi surface nozzles



ELECTRO NOZZLE

For use on carpets



DUST BAG

Synthetic



DUST BAG

Paper bags



WET AND DRY FILTER

For GWD 300 series



MAIN FILTER KIT

For UZ 934



SACK FILTER

For GD 910, GD 1000 series




TUBES

Chrome, steel, aluminium.
Telescopic or basic



COVER HEPA

For GWD 300 series



HEPA FILTER

For GD 930



CHARGER AND BATTERIES

For GD 911 Battery and
GD 5 Battery



HOSE

Hose 25 m



TOOL SOCKET

For GWD Craftsman. For
connection to power tools

SEE COMPLETE ACCESSORY LIST ON WWW.NILFISK.COM

Industrial vacuum cleaners

Power, filtration and efficiency

With a century of experience in the manufacture of industrial cleaning equipment, we have a clear idea of what you expect from a vacuum cleaner: reliability, high suction power, superior filtration, safety and ease of use. With our expertise in process integrated cleaning, manufacturing area cleaning and daily office cleaning, we can provide end-to-end cleaning solutions for the vast majority of industrial operations. We continue to develop both machines and accessories to meet the growing demands in a dynamic world, e.g. coloured nozzles tailor-made for the food and beverage industry.




Automatic filter cleaning

The new generation of IVB cleaners are equipped with a vacuum gauge and / or an electrical air flow sensor; a guarantee of constant and high-quality vacuuming.

Our vacuum cleaners have a "blow back" cleaning system either automatically or manually operated so that the filter is always clean.

It also ensures that the suction power remains constant.



Experts in filtration

The lifespan of your vacuum cleaner depends on the filter in terms of quality and size. Chemical dust can be harmful to your health, fine dust on electrical circuits that can cause fires or damage production systems and cause problems in the production process, e.g. wood, lacquer dust etc.

A complete selection of filters ensure that your Nilfisk vacuum cleaner has all the dust control requirements that your cleaning application needs: filters made of cotton, polyester, multi-layer paper, Gore-Tex, NOMEX, HEPA and ULPA, thus responding to L.M.H. requirements.



A vast range of accessories

Nilfisk has the broadest range of accessories available on the market, and we are able to offer a solution to any specific cleaning application: fine dust bags, HEPA and ULPA filters, antistatic pipes and attachments, extension pipes for cleaning high places, conical attachments and special brushes. We have a vacuum cleaner specially equipped for your industry.

For a complete overview of all industrial vacuum cleaners, please see www.nilfisk-cfm.com

Industrial vacuum cleaners

21

GM 80P



Rugged construction for any cleaning job

- Impressive 2100 cm² main filter for even and stable airflow and vacuum, even after long use
- HEPA/ULPA filters optional
- Bagless operation possible
- Virtually indestructible aluminium container
- Lightweight but built for years of heavy-duty cleaning

Nilfisk GM 80P is light in weight, but a heavy-duty performer. Mounted on a strong steel trolley with large rubber wheels, the machine is easy to manoeuvre. Ideal for e.g. production lines, chemical/pharma industries, hospitals and offices.



IVB 3



Silent, small and mobile vacuum cleaner

- Safety vacuum cleaner for dustclass M or H
- Push&Clean filter cleaning technology
- SoftStart. A gentle motor startup keeps the starting current low. For easy starting on limited electrical systems
- Auto On/Off. In combination with powered tools the machine starts and stops automatically when you start or stop the power tool
- Speed governor. To reduce suction performance and noise level and to prevent that the power tool sticks to the working surface

The IVB 3 series in dust class M and H represents a new possibility of achieving superior suction power in a compact and flexible solution. Silent, small and mobile. This vacuum cleaner is approved for dealing with hazardous dust in both M and H class.



	GM 80 P	IVB 3 H	IVB 3 M
ITEM NO.	17119001	302001889	302001890
IP PROTECTION CLASS	IP40	IPX4	IPX4
DUST CLASS	L	H	M
RATED POWER (W)	1200	1200	1200
SUCTION POWER END OF TUBE (W)	270	270	270
AIRFLOW WITHOUT HOSE (L/SEC)	38	60	60
VACUUM (KPA)	20	23	23
VACUUM MAX (KPA)	20	23	23
CONTAINER CAPACITY (L)	12.25	27	27
MAIN FILTER AREA (CM ²)	2100	8000	3000
INLET (MM)	38	50 multifit	50 multifit
LENGTH X WIDTH X HEIGHT (CM)	39x30x41	39x38x57	39x38x57
WEIGHT (KG)	5	10.6	10.6

Industrial vacuum cleaners

IVB 5 WET



Reliable vacuum cleaner for wet pick-up

- Robust, ergonomic and powerful vacuum. Build specific for wet pick-up.
- With filter sieve, floater mechanism and drain hose. For easy and convenient emptying of container
- Softstart. A gentle motor startup keeps the starting current low. For easy starting on limited electrical systems
- Large capacity container with durable wheels and castors. Easy to manoeuvre, clean and maintain

The IVB 5 WET vacuum is perfect for users who need a reliable machine for wet pick-up and features that focus on high efficiency. With large tank capacity and drain hose it features a superior suction performance at a very low sound level. The perfect choice for cleaning professionals.



IVB 5/7 SERIES



Approved for healthy cleaning

- Safety vacuum cleaner for dust class M or H
- XtremeClean filter cleaning system. The XtremeClean technology blasts the dirt off the filter to keep the suction performance high
- SoftStart. A gentle motor startup keeps the starting current low. For easy starting on limited electrical systems
- Auto On/Off. In combination with powered tools the machine starts and stops automatically when you start or stop the power tool
- Speed governor. To reduce suction performance and noise level and to prevent that the power tool sticks to the working surface
- IVB 7, Tilt or LiftOut container

The IVB 5 and IVB 7 M/H is equipped with the XtremeClean system which clean your filter automatically while you work. With IVB 7 you also get features like 70 l stainless steel container, robust steel frame and tilt or lift-off container emptying.



	IVB 5 WET-15	IVB 5 H	IVB 7 H	IVB 5 M	IVB 7 M
ITEM NO.	107401131	302001891	302001893	302001892	302001894
IP PROTECTION CLASS	IPX4	IPX4	IPX4	IPX4	IPX4
DUST CLASS	-	H	H	M	M
RATED POWER (W)	1200	1200	1200	1200	1200
SUCTION POWER END OF TUBE (W)	270	270	270	270	270
AIRFLOW WITHOUT HOSE (L/SEC)	60	60	60	60	60
VACUUM (KPA)	23	23	23	23	23
VACUUM MAX (KPA)	23	23	23	23	23
CONTAINER CAPACITY (L)	45	45	70	45	70
MAIN FILTER AREA (CM²)	-	10000	10000	7800	7800
INLET (MM)	50 multifit	50 multifit	50 multifit	50 multifit	50 multifit
LENGTH X WIDTH X HEIGHT (CM)	50.6x 47.6x65.5	50.6x 47.6x65.5	58x 60.5x97	50.6x 47.6x65.5	58x 60.5x97
WEIGHT (KG)	16.7	16.7	27.2	16.7	27.2

IVB 961-0L



A versatile, high-performance unit for demanding day-in/ day-out vacuumings

- Two motor industrial performance
- Washable PET Fleece, big surface filter for high efficiency and low maintenance costs
- Push & Clean filter cleaning system for high efficiency
- Stainless steel tiltable and removable 70 L container for easy handling and disposal
- Complete package with 38 mm accessories with stainless steel tubes and 400 mm wet&dry floor nozzle
- 10 meter cable for a large working radius

Whether it's a factory floor or warehouse loading dock, when spills happen they need to be cleaned quickly and effectively. Apart from the mess, unattended spills can create a hazard that can prove both dangerous and costly.



IVB 965 SD XC



For heavy-duty industrial cleaning and hazardous dust collection

- Two motor industrial performance
- Xtreme Clean fully automatic filter cleaning system for high efficiency also in H class
- Big surface filter for high efficiency and low maintenance costs
- Stainless steel sit down container for easy handling and disposal
- 10 meter cable for a large working radius
- Disposal bag standard
- Socket for automatic on/off (only 21 model)

The tougher the cleaning, the better the vacuum cleaner needs to be. This is why so much thought has gone into the design of the IVB 965-21 SD. With 7200 ltr. per minute of air flow, and 3000 W of maximum power, it is capable of fast, productive cleaning of dirt, metal chips and liquid spills.



	IVB 961-0L	IVB 965-0L SD XC	IVB 965-2H/M SD XC
ITEM NO.	302002914	302002916	302002917
IP PROTECTION CLASS	IPX4	IPX4	IPX4
DUST CLASS	L	L	H/M
RATED POWER (W)	2x1200	2x1200	2x1200
SUCTION POWER END OF TUBE (W)	270	270	270
AIRFLOW WITHOUT HOSE (L/SEC)	120	120	120
VACUUM (KPA)	23	23	23
VACUUM MAX (KPA)	23	23	23
CONTAINER CAPACITY (L)	70	50	50
MAIN FILTER AREA (CM²)	7800	7800	7800
INLET (MM)	50 Multifit	50 Multifit	50 Multifit
LENGTH X WIDTH X HEIGHT (CM)	58x60x97	61.5x69x99	61.5x69x99
WEIGHT (KG)	30	45	45

Industrial vacuum cleaners

IVB 963-2M ED XC




Serious cleaning demands a serious vacuum!

- Super powerful for the toughest cleaning applications
- 67 dB/A noise level at one metre is amazingly quiet for such a powerful machine
- One piece rigid steel frame stands up to the toughest knocks in the most demanding cleaning environments
- XtremeClean automatic filter cleaning means that work can continue without interruption
- Ready equipped with 50mm accessories as standard
- Practical design takes user's needs into consideration & simplifies actual operation
- Easy bag disposal allows work to continue for time savings and convenience

For the really challenging cleaning jobs, such as building & construction sites and for wherever large volumes of dirt and dust need to be handled quickly, this is the vacuum you need.



A power socket allows hand tools to be powered by the vacuum. Ideal for woodworking, sanding etc.



PET-fleece filter cartridge. Washable and long lasting filter cartridge with high filtration rate for cleaner air



Disposal system "Easy-Fit strap" for IVB 9 ED variants

	IVB 963-2M ED XC
ITEM NO.	302002915
IP PROTECTION CLASS	IPX4
DUST CLASS	M
RATED POWER (W)	2x1200
SUCTION POWER END OF TUBE (W)	270
AIRFLOW WITHOUT HOSE (L/SEC)	120
VACUUM (KPA)	23
VACUUM MAX (KPA)	23
CONTAINER CAPACITY (L)	30
MAIN FILTER AREA (CM²)	7800
INLET (MM)	50 Multifit
LENGTH X WIDTH X HEIGHT (CM)	-
WEIGHT (KG)	30

IVB 7X - ATEX TYPE 22



Approved for healthy- and explosion proof cleaning

- Safety vacuum cleaner for dustclass M
- ATEX Z 22 approved single phase vacuum cleaner
- EC drive motor technology, long live / ATEX applications
- SoftStart: A gentle motor startup keeps the starting current low. For easy starting on limited electrical systems
- Auto On/Off. In combination with powered tools the machine starts and stops automatically when you start or stop the power tool
- Tilt or LiftOut container emptying. The 70 liter stainless steel container can be easily tilted in the frame or lifted off for emptying.

The IVB 7X M class is equipped with the unique EC drive motor system. This ensures long live time and enables use in ATEX zone 22 areas. The IVB 7X is approved according to ATEX directive 94/9/EC for the use in Z 22.



IVB 995-0H/M SD XC TYPE 22



The IVB 995-0H/M SD XC Type 22 is the most powerful two-motor machine that is approved to be used for both H and M Class dust in a Zone 22 environment.

The IVB 995-0H/M SD XC Type 22 contains H-, M-Class, as well as Explosive dusts, ATEX Zone 22. By choosing the correct AntiStatic container inlet in combination with the approved Type 22 accessories the machine allows you to work with a safe and spark free solution. The container is equipped with two inlets and two safety plugs. By use for M-Class dust, use the open disposal bag and the upper fitting. When vacuuming H-Class dust, use the lower inlet in combination with the safety filter bag and close the upper inlet.



	IVB 7 X ATEX Z22	IVB 995- 0H/M SD XC type 22
ITEM NO.	302001895	302002919
IP PROTECTION CLASS	IP54	IP54
DUST CLASS	M	H/M
RATED POWER (W)	1200	2x1100
SUCTION POWER END OF TUBE (W)	270	270
AIRFLOW WITHOUT HOSE (L/SEC)	56	120
VACUUM (KPA)	25	23
VACUUM MAX (KPA)	25	23
CONTAINER CAPACITY (L)	70	50
MAIN FILTER AREA (CM²)	3000	7800
INLET (MM)	50 type 22	50 type 22
LENGTH X WIDTH X HEIGHT (CM)	58x60.5x97	61.5x69x99
WEIGHT (KG)	27.2	45

Filter cleaning system

For all cleaning jobs handling dust, keeping the filter clean and fully operational is an essential part of the job. But in applications with fine dust involved it is even more important, as the filter will quickly clog and suction efficiency will be considerably reduced. The only option is to wash the filter and this takes time and extra work. Nilfisk has two excellent filter cleaning systems that allow the strong suction power to be retained, prolonging the life of the filter and reducing costs. They minimise downtime by avoiding interruptions and improve the efficiency of the vacuum cleaner.

Push&Clean

-semi-automatic filter cleaning system

If you are working with fine dust, you will be familiar with the dreaded task of cleaning clogged filter cartridges to restore normal suction performance. With Push&Clean, all you have to do to clean the filter, is block the inlet fitting or the hose, and push and release the filter cleaning button. Powerful air pulses will clean the filter gently, and you are back to work in no time.

Constant high suction performance – Push&Clean technology for fast and simple filter cleaning

The Push&Clean technology allows a fast and simple cleaning of the filter cartridge. When you block the fitting for the air inlet or the hose and push the filter cleaning button, the surrounding air enters into the container, passing through the filter cartridge in the opposite direction. The dirt is blasted off the filter and the suction performance is high again. A comfortable and powerful but gentle way of cleaning the filter.



XtremeClean

- automatic filter cleaning system


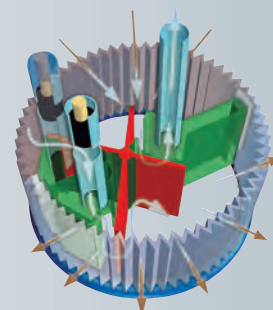
Nilfisk offers the impressive filter cleaning system called XtremeClean. Extremely efficient and completely automatic. Probably the best filter cleaning system that the market has ever seen. All you have to do is start the vacuum. The filter is immediately cleaned automatically every 15 or 30 seconds while you work. So there is no need to interrupt your work to clean your filter. You concentrate on your task, and XtremeClean will take care of the filter cleaning.

Powerful air pulses clean the filter gently and keep suction performance constantly high – XtremeClean filter cleaning technology.

Advanced technology delivers automatic filter cleaning while you work with full vacuum performance. This first generation of XtremeClean technology is based on a valve controlled solution, using reversed air flow to clean the one half of the filter cartridge – while you still work with the other half of the filter cartridge. The valve allows the surrounding air to enter into the container, passing through the filter in the opposite direction. The dirt is blasted off the filter and the suction performance is always high.

High level of filter filtration due to servo motor controlled Y-FLAP – Fully automatic XtremeClean technology.

The improved XtremeClean technology, used on the IVB 9 range, is a fully automatic filter cleaning system based on a servo motor controlled Y-FLAP, where the filter has the full surface available all the time during operation. This ensures an even longer lifetime, high efficiency and prevents power loss through restricted airflow – without interruptions. The perfect match for the powerful two motor performance machine.





Nano-Fibre Fleece filters on all XtremeClean models

To extend the well-known high performance of Nilfisk Wet&Dry vacuum cleaners, advanced Nano Technology has been introduced to our range of filter cartridges together with a re-defined design.

All filter elements in our series of XtremeClean machines (except H-class models) now utilize a Nano-Fibre Fleece material with embossed ripple structure, and in combination with the powerful reversed air-pulses it prevents deep filtration and loss of performance.

This results in impressive filter cleaning that enables high efficiency levels in daily work. Even in the toughest, finest dust applications. As always Nilfisk fleece filters have a high degree of filtration (min. 99,9%) and they are washable to keep maintenance costs at a minimum.



ACCESSORIES: Industrial vacuum cleaner



FIXED FLOOR NOZZLE
Type 22, Ø50x600 mm



PIPE CLEANING NOZZLE



FILTER BAG SETS, 5 PCS.



SAFETY FILTER BAG, 5 PCS.



MAC/FLOOR KIT (38MM)
Multi fit rubber hose (38mm)



VACUUM CLEANER KIT
For special health and safety applications



OVEN CLEANING SET
Ø38mm



INDUSTRIAL SET
Ø50mm












CHIP SET
Ø50mm

SEE COMPLETE ACCESSORY LIST ON WWW.NILFISK.COM

Quick view product selector





Suggested applications and industries

Scrubber/Dryers model	Walk-behind								
	CA 240/330	CA 331	CA 340	SC350	BA/CA 410	BA/CA 451/531	BA/CA 551/551C/611	BA 651/751/751C/851	SC800
									
OFFICES, BANKS ETC.	•	•	•	•	•	•			
HOTELS, RESTAURANTS & CATERING	•	•	•	•					
PUBLIC BUILDINGS (SCHOOLS, HOSPITALS ETC.)	•	•	•	•	•	•	•	•	
SMALL SUPERMARKETS / RETAIL	•	•	•	•	•	•	•		
LARGE SUPERMARKETS / SHOPPING CENTERS								•	•
AUTOMOTIVE & TRANSPORTATION					•	•	•	•	•
BUILDING & CONSTRUCTION						•	•	•	•
MANUFACTURING, WAREHOUSES					•	•	•	•	•
SMALL AREA CLEANING (LIGHT - MEDIUM DUTY)	•	•	•	•	•	•	•		
LARGE AREA CLEANING (MEDIUM - HEAVY DUTY)							•	•	•
HARD TO REACH AREAS	•	•	•	•	•				
INDOOR CLEANING	•	•	•	•	•	•	•	•	•

Key features / benefits

Scrubber/Dryers model	Walk-behind								
	CA 240/330	CA 331	CA 340	SC350	BA/CA 410	BA/CA 451/531	BA/CA 551/551C/611	BA 651/751/751C/851	SC800
ADJUSTABLE HANDLE/DRIVING WHEEL	•	•		•	•			•	•
ONE-TOUCH CONTROL PANEL						•	•	•	•
ADJUSTABLE BRUSH PRESSURE				•	•	(manual, on bat. version)	(manual, on bat. version)	•	•
CABLE VERSION	•	•	•		•	•	•		
BATTERY VERSION				•	•	•	•	•	•
OPTION ON-BOARD CHARGER (OPTION)				•		•	•	•	•
DISC BRUSH VERSION		•		•	•	•	•	•	•
CYLINDRICAL BRUSH VERSION	•		•				•	•	•
ECOFLEX PREPARED						(battery drive variants)	(battery drive variants)	•	•
REMOVABLE SOL TANK	•	•	•	•					
REMOVABLE RECOVERY TANK	•	•	•	•	•				
TILTABLE RECOVERY TANK						•	•	•	•
REMOVABLE RECOVERY LID				•		•	•	•	•
CLICK ON-OFF BRUSH					•	•	•	•	•
INTERCHANGEABLE BRUSH DECK						•	•	•	•
WATER LEVEL INDICATOR						•	•	•	•
AUTOMATIC BRUSH SHUT OFF						(battery drive variants)	(battery drive variants)	•	•
BACK-UP WARNING ALARM									
DEBRIS TRAY								•	•
STANDARD PU SQUEEGEE BLADES				•	•				
PU FRONT/REAR WHEELS		•	•						

Suggested applications and industries

Scrubber/Dryers model	Ride-on			
	BR 652/752/752C	BR 755/755C/855	BR 850S/850SC/ 1050S/1050SC	BR 1100S/1100SC/ 1300S/1300SC
				
CONTRACT CLEANING (OFFICES, BANKS ETC.)	•			
HOTELS, RESTAURANTS & CATERING	•			
PUBLIC BUILDINGS (SCHOOLS, HOSPITALS ETC.)	•	•		
SMALL SUPERMARKETS / RETAIL				
LARGE SUPERMARKETS / SHOPPING CENTERS	•	•	•	•
AUTOMOTIVE & TRANSPORTATION	•	•	•	•
BUILDING & CONSTRUCTION	•	•	•	•
MANUFACTURING, WAREHOUSES	•	•	•	•
SMALL AREA CLEANING (LIGHT - MEDIUM DUTY)				
LARGE AREA CLEANING (MEDIUM - HEAVY DUTY)	•	•	•	•
HARD TO REACH AREAS				
INDOOR CLEANING	•	•	•	•

Key features / benefits

Scrubber/Dryers model	Ride-on			
	BR 652/752/752C	BR 755/755C/855	BR 850S/850SC/ 1050S/1050SC	BR 1100S/1100SC/ 1300S/1300SC
ADJUSTABLE HANDLE/DRIVING WHEEL	•	•	•	•
ONE-TOUCH CONTROL PANEL	•	•	•	•
ADJUSTABLE BRUSH PRESSURE	•	•	•	•
CABLE VERSION				
BATTERY VERSION	•	•	•	•
ON BOARD CHARGER (OPTION)	• (OBC variants)			
DISC BRUSH VERSION	•	•	•	•
CYLINDRICAL BRUSH VERSION	•	•	•	•
ECOFLEX PREPARED	•	•	• (only ecoflex variants)	•
REMOVABLE SOL TANK				
REMOVABLE RECOVERY TANK		•	•	
TILTABLE RECOVERY TANK	•			•
REMOVABLE RECOVERY LID	•			
INTERCHANGEABLE BRUSH DECK	• (only D to D)	•	•	• (only D to D/C to C)
WATER LEVEL INDICATOR	•	•	•	•
AUTOMATIC BRUSH SHUT OFF	•	•	•	•
BACK-UP WARNING ALARM	•	•	•	•
DEBRIS TRAY	•	•	•	
SLIDING DECK SYSTEM (NO SIDE SKIRT)	• (disc versions)			
STANDARD PU SQUEEGEE BLADES	•			
PU FRONT/REAR WHEELS	•	•	•	•

Green meets clean



Sometimes it takes more than water. It takes Ecoflex.

Clean with detergent or green with just water? We say both. Nilfisk-Advance has thought ahead and perfected the art of sustainability and efficiency. Result: Green meets clean in the superior and customizable Ecoflex - the smartest way to go.

Green

In order to ease your green cleaning effort, Nilfisk-Advance has developed the Ecoflex System. A 'one-machine-fits-all' solution providing efficiency and sustainability, right where it is needed. The green low-flow water mode handles routine cleaning tasks with minimal effort and no detergent. Using as little as a single litre of water the Ecoflex System efficiently covers surfaces up to 60 m².

Flexible

Different facilities require different cleaning. By applying just the right blend of brush pressure, water or detergent, the Ecoflex System is the professional and green solution to any cleaning challenge. The Ecoflex System effortlessly switches between different cleaning intensities in one, easy pass. The highly user friendly control allows you to add that extra muscle for heavily soiled surfaces, floor tiles, concrete or epoxy floors.

Nice and easy

The Ecoflex control panel has been especially designed for changing operators to work the machine smoothly and hassle-free through changing cleaning requirements. The simple one touch-system of the Ecoflex control panel makes it easy for the busy operator to choose just the right cleaning mode for the job. Default start-up mode is green, low-flow and detergent-free, but may easily be regulated to just the right intensity – including a potent one-minute burst of power.

ecoflexTM



The exceptional Ecoflex system allows the operator to match the floor cleaning machine's performance to the soil on the floor and the required level of clean. When encountering more soiled areas of the floor, the operator can activate the "burst of power" button for extra cleaning performance, and as easily return to original settings for minimum usage of water, detergent and power. Green meets clean.

One touch magic – just touch and go.



Green

Conserves water. The low-flow water, no detergent-mode is ideal for routine cleaning.

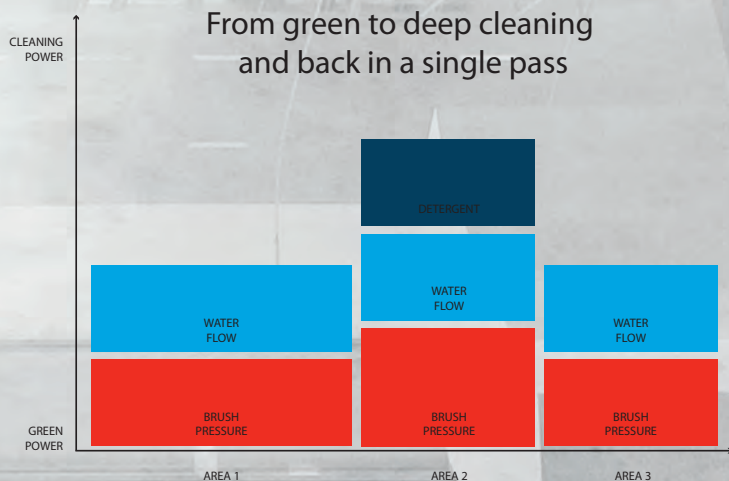
Flexible

One touch of a button increases performance, adding just enough detergent for dirtier floors. Choose between 5 different levels.

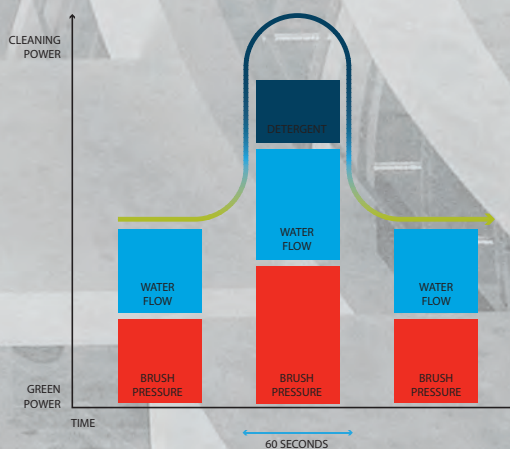
One-minute boost

Brush pressure: Temporary 60 second power cleaning boost functionality for extra dirty patches.

From green to deep cleaning and back in a single pass



60 seconds burst of power



See more about Ecoflex on www.nilfisk.com

Scrubber/Dryers

Fast, comfortable and efficient

The Nilfisk range of automatic cleaning machines allows you to clean up to 11,700 m² per hour efficiently. We have four priorities when developing these high output machines: excellent cleaning results, ease of use, maximum lifespan and low maintenance and service costs. Our machines clean your floors quickly with the upmost care and efficiency.



Exclusive "tool-free" system

The exclusive Nilfisk "tool-free" system allows the operator to check or change the brushes and decks quickly and easily, thus keeping non-productive periods to a minimum and saving money. Our machines are designed to be easy to maintain, all the main parts can be accessed quickly and directly.



A vast range of discs and brushes

All discs and brushes are designed to carefully clean many types of floors.

Nilfisk scrubber dryers can safely and effectively clean all hard floor surfaces. Nilfisk can advise on the machine, accessory and detergent most suitable for use in your premises.

Our machines remove all types of dirt: dust, oil, rubber etc.

Nilfisk has the solution for anything.



The patented ClearView™ System

An analysis of the Nilfisk machine reveals that the ergonomic design offers the required comfort to the operator, thus reducing stress and work absenteeism. For example, the ClearView™ system, patented by Nilfisk, offers the operator a wide field of vision, allowing him to control all functions without the need to dismount from the machine. Other features are also critical, such as accessible controls, easy to drive steering wheel and adjustable driving seats. Prioritising safety and user friendliness is our primary concern when developing new cleaning solutions.

CA 331



The practical answer for smaller area cleaning

- Easy to transport: the machine weight is only 22 kg; the handle can be folded on the machine
- Scrubbing and drying performance: the machine is equipped with two brushes/ pads giving 15 kg of down pressure, to ensure real scrubbing efficiency
- The unit can be operated going forwards or backwards, with terrific drying capability in either direction
- Adjustable handle allows the operator to select the optimal cleaning position
- Folding handle makes transportation from job to job easy

Wouldn't it be nice to be able to utilise the cleaning efficiency and productivity of a scrubber/dryer in smaller spaces? Well now you can, thanks to the CA 331, one of the latest additions to the Nilfisk portfolio of value-adding floor cleaning equipment.



CA 340



Nilfisk CA 340 faster and more efficient than mopping

- Twice as fast as mopping, removes the dirt instead of evening it out
- Unique design permits cleaning under furniture and right to the edge of the floor
- Scrubbing and vacuuming in forward and reverse
- Easily transported

Nilfisk CA 340 is the smart alternative to mopping. An automatic scrubber/dryer leaving your floors spotless. There is no slippery residue and no aching back. The series is perfect for maintenance of hard floor in small areas, e.g. stone, tile, cement, marble, rubber, vinyl, etc.



	CA 331	CA 340
ITEM NO.	9087230020	L08919052
MAX SPEED (KM/H)	4	4
VOLTAGE (V)	230	230
RATED POWER (W)	580	1140
SOUND PRESSURE LEVEL AT 1.5 M (DB(A) ISO 3744)	72	68
PRODUCTIVITY RATE THEORETICAL/ ACTUAL (M ² /H)	1320/660	1360/680
SCRUBBING WIDTH (MM)	330	340
SOLUTION/RECOVERY TANK (L)	7/8	11/12
BRUSH/PAD DIAMETER (MM)	2/165	1 Cyl.
BRUSH PRESSURE (KG)	15	16
BRUSH SPEED (RPM)	200	1000
LENGTH X WIDTH X HEIGHT (CM)	66x39x37	62x40x48
OPERATING WEIGHT (KG)	29	49

Scrubber/Dryers

CA 240/330



A compact multi-purpose mini scrubber/dryer ideal for light daily cleaning

- Only compact machines to combine cleaning performance with all surface versatility, including carpets and escalator
- Exceptional brush pressure, thanks to twin scrubbing brushes, specially dedicated to kitchens and surgery rooms
- All tanks are accessible and removable for easy emptying, solution change and cleaning
- Very low noise level due specific recovery system for dirty water

Nilfisk CA 240/330 are quick and effective, these cleverly designed multifunction scrubber/dryers make it possible to scrub and dry all surfaces including profile floor and non-slip safety floor, which are very difficult to clean with traditional machines.



BA/CA 410



The smart way to clean floors

- Easy to use, simple to maintain and productivity of 1.720 m² per hour
- A built in hook permits to store the brush in front of the machine
- A special wheel protects the brush during parking and ensures an easy transportation
- Removable recovery tank for easy cleaning, and for full access to batteries and main components
- Some battery versions come fully fitted & ready to go

The BA/CA 410 scrubber/dryer represents the best in floor cleaning design. It is compact, but with its 43 cm scrubbing deck, has all the features normally associated with larger machines. It can handle all types of floors and is even capable of tackling stripping tasks. ECO Solution as standard.



	CA 240	CA 330	CA 410	BA 410 w/ charger
ITEM NO.	12413100	12413200	908 7054 020	908 7052 020 908 7122 020
MAX SPEED (KM/H)	4	4	4	4
VOLTAGE (V)	230-240	230-240	230	24
RATED POWER (W)	550	750	1650	820
SOUND PRESSURE LEVEL AT 1.5 M (DB(A))ISO 3744)	68	68	67	67
PRODUCTIVITY RATE THEORETICAL/ ACTUAL (M ² /H)	960/480	1360/680	1720/860	1720/1035
SCRUBBING WIDTH (MM)	240	340	430	430
SOLUTION/RECOVERY TANK (L)	1.2/1.2	1.7/1.7	23/21	23/21
BRUSH/PAD DIAMETER (MM)	2 Cyl.	2 Cyl.	430	430
BRUSH PRESSURE (KG)	20	23,5	28	23
BRUSH SPEED (RPM)	650	650	150	135
LENGTH X WIDTH X HEIGHT (CM)	38x34x21	38x44x21	100x57x73-84	100x57x73-84
OPERATING WEIGHT (KG)	20	23.5	88	128

SC350



New deck concept for excellent results, even in tight areas

- New deck concept allows both scrubbing and drying backwards as well as forwards
- This, together with superb compact design and fantastic manoeuvrability enables excellent cleaning results in normally hard to reach areas
- Optima batteries provide extra running time even for better productivity, less weight, and consistently reliable performance
- Whisper quiet operation makes the unit suitable for daytime cleaning in even the most noise sensitive areas, such as hospitals and office environments

The Nilfisk SC350 represents a unique small battery scrubber, a benchmarking breakthrough in compact scrubber/dryer design. The SC350 features high productivity, powerful, easy and ergonomic operation, and environmental sustainability.



Thanks to the new revolutionary rotating deck the machine is able to clean superb performance in areas where scrubber/dryers normally can't access



The compact design and folding handle means that the SC350 can be easily transported or stored, even when space is limited.



All components are accessible quickly without the need for tools. Maintenance is fast and simple.

SC350	
ITEM NO.	9087300020 9087301020
MAX SPEED (KM/H)	4
VOLTAGE (V)	12
RATED POWER (W)	450
SOUND PRESSURE LEVEL AT 1.5 M (DB(A) ISO 3744)	64
PRODUCTIVITY RATE THEORETICAL/ ACTUAL (M ² /H)	1480/1035
SCRUBBING WIDTH (MM)	370
SOLUTION/RECOVERY TANK (L)	11/11
BRUSH/PAD DIAMETER (MM)	370
BRUSH PRESSURE (KG)	27
BRUSH SPEED (RPM)	140
LENGTH X WIDTH X HEIGHT (CM)	73x43,5x47
OPERATING WEIGHT (KG)	80

Scrubber/Dryers

BA/CA 451/531

ecoflex™



Silent, compact and easy to manoeuvre

- Ecoflex system (battery drive versions): complete consumption control without any compromise with cleaning performance
- Ecoflex chemical kit, for automatic and accurate detergent mixing. Offered as an optional kit
- Low noise level allowing daytime cleaning anywhere, even in noise sensitive areas
- Recovery tank can be tilted allowing easy access to the internal components and battery maintenance
- ECO Solution when activated reduces water consumption by 50%

The walk-behind series has retained the best of the former generation, but offers more comfort productivity and performance in an improved design.



On-board charger option allows complete flexibility in battery charging (optional)



Splash-control hose prevents spillage while emptying tank



The recovery tank can be tilted for easy cleaning and better access to batteries and detergent solution

The BA/CA 451/531 walk-behind versions are ideal machines for cleaning narrow corridors with obstacles, for small workshops or small clogged up spaces. Battery or electric versions, with 450 or 530 mm brushes. The asymmetric brush allows you to clean right up to the edge of the skirting-boards. The recovery tank is designed to be completely accessible and therefore easy to clean.

	CA 451	BA 451	BA 451 D	CA 531	BA 531	BA 531 D
ITEM NO.	908 7144 020	908 7140 020	908 7141 020 908 7151 020	908 7145 020	908 7142 020	908 7143 020 908 7153 020
MAX SPEED (KM/H)	4	4	4.5	4	4	4.5
VOLTAGE (V)	230	24	24	230	24	24
RATED POWER (W)	1650	810	1010	1650	810	1010
SOUND PRESSURE LEVEL AT 1.5 M (DB(A))ISO 3744)	67.3	65.8	65.8	67.3	65.8	65.8
PRODUCTIVITY RATE THEORETICAL/ ACTUAL (M ² /H)	1800/900	1800/1080	2025/1215	2120/1060	2120/1060	2385/1435
SCRUBBING WIDTH (MM)	450	450	450	530	530	530
SOLUTION/RECOVERY TANK (L)	40/40	40/40	40/40	40/40	40/40	40/40
BRUSH/PAD DIAMETER (MM)	1/460	1/460	1/460	1/530	1/530	1/530
BRUSH PRESSURE (KG)	29	19	19/26	30	21	21/28
BRUSH SPEED (RPM)	150	135	135	150	135	135
LENGTH X WIDTH X HEIGHT (CM)	115x51x105	119x51x105	119x51x105	118x54x105	122x54x105	122x54x105
OPERATING WEIGHT (KG)	176	220	237	177	221	238

BA/CA 551/551C/611

ecoflex™



Smarter design for lower cleaning costs

- Ecoflex system (battery drive versions): complete consumption control without any compromise with cleaning performance
- Ecoflex chemical kit, for automatic and accurate detergent mixing. Offered as an optional kit
- Exceptionally low noise level permits cleaning anywhere at any time, even in noise sensitive areas
- Interchangeable brush decks allow choice of 3 different sizes; 53 & 61 cm disc or 51 cm cylindrical
- ECO Solution provides substantial savings in water consumption

The range of walk-behind scrubber/dryers offers more of everything that is important for floor cleaning efficiency: more productivity, more running time, more ergonomic features, more reliability and more cost-effectiveness



Change of detergent cartridge can be made in a matter of seconds

	CA 551	BA 551	BA 551 D	BA 551 CD	BA 611 D
ITEM NO.	908 7150 020	908 7146 020	908 7147 020 908 7157 020	908 7148 020 908 7158 020	908 7149 020 908 7159 020
MAX SPEED (KM/H)	4	4	5.6	5.6	5.6
VOLTAGE (V)	230	24	24	24	24
RATED POWER (W)	1650	810	1010	1330	1230
SOUND PRESSURE LEVEL AT 1.5 M (DB(A)ISO 3744)	67.3	65.8	65.8	65.8	65.8
PRODUCTIVITY RATE THEORETICAL/ ACTUAL (M ² /H)	2120/1060	2120/1270	2120/1270	2040/1220	2440/1460
SCRUBBING WIDTH (MM)	530	530	530	510	610
SOLUTION/RECOVERY TANK (L)	55/55	55/55	55/55	55/55	55/55
BRUSH/PAD DIAMETER (MM)	1/530	1/530	1/530	2 Cyl.	2/305
BRUSH PRESSURE (KG)	30	21	21/28	26	21/28
BRUSH SPEED (RPM)	150	135	135	570	230
LENGTH X WIDTH X HEIGHT (CM)	130x54x109	132x54x109	132x54x109	125x57x109	131x65x109
OPERATING WEIGHT (KG)	186	237	254	257	255

Scrubber/Dryers

BA 651/751/751C/851

A New generation of scrubber/dryers



ecoflex™

- Ecoflex system: complete consumption control without any compromise with cleaning performance
- Ecoflex chemical kit, for automatic and accurate detergent mixing. Offered as an optional kit
- Extremely low noise level (down to 58 dB(A)) makes daytime cleaning viable
- Combination of 86 cm scrubbing width, 5.6 km/h speed, and large capacity tanks provide high productivity
- Sturdy construction, state of the art design and better materials offer more reliability and longer working life
- Interchangeable brush decks allow a choice of 3 different disc sizes or 71 cm cylindrical

More versatility, up to 30 percent greater productivity, better-than-ever reliability, extremely silent operation, and the most advanced ergonomics available.



SC800

Robust and thorough cleaning, for all heavy-duty applications



ecoflex™

- Outstanding down pressure for industrial class cleaning
- Ecoflex system controls detergent and water consumption and sets a new standard in 'green' cleaning
- Large 95 litre solution and recovery tanks give extra capacity for longer working time
- Scrubbing width of 71 cm (disc and cylinder) and 86 cm (disc) ensures fast, productive performance
- New squeegee concept gives more effective water collection, and together with the powerful vacuum motor ensures that the floor dries quickly for added safety.
- The scrub deck is protected with removable covers that prevent damage to walls and doors, while providing easy access for maintenance

SC800 offers superb industrial performance in a compact design. It combines powerful cleaning with environmental sustainability, and represents the very best in modern, practical design.



	BA 651	BA 751	BA 751 C	BA 851	SC800-71	SC800-71C	SC800-86
ITEM NO.	908 7240 020	908 7243 020	908 7246 020	908 7247 020	56112034	56112036	56112035
MAX SPEED (KM/H)	5.6	5.6	5.6	5.6	5.8	5.8	5.8
VOLTAGE (V)	24	24	24	24	24	24	24
RATED POWER (W)	1420	1420	1820	1420	1510	1490	1510
SOUND PRESSURE LEVEL AT 1.5 M (DB(A) ISO 3744)	58	58	58	58	61	61	61
PRODUCTIVITY RATE THEORETICAL/ ACTUAL (M²/H)	3700/2200	3980/2390	3980/2390	4820/2895	3890/2630	3890/2630	4450/3000
SCRUBBING WIDTH (MM)	660	710	710	860	710	710	860
SOLUTION/RECOVERY TANK (L)	85/85	85/85	85/85	85/85	95	95	95
BRUSH/PAD DIAMETER (MM)	2x330/330	2x355/355	2x690	2x430/432	2x355	2x686	2x430
BRUSH PRESSURE (KG)	32/52	32/52	35	32/52	36/77	36/77	36/77
BRUSH SPEED (RPM)	220	220	613	220	270	840	270
LENGTH X WIDTH X HEIGHT (CM)	150x60x105	150x60x105	147x60x105	157x60x105	148x78x113	144x78x113	152x88x113
OPERATING WEIGHT (KG)	470	470	470	470	474	483	476

BR 652/752/752C

ecoflex™



Revolutionary new deck system, superb performance

- New sliding deck concept; maximum comfort and performance, minimum efforts and maintenance
- New squeegee concept; a stable and reliable squeegee for the best pick up performance
- Ecoflex™ system minimises the environmental impact without compromising performance
- New ergonomic steering wheel concept with all working functions fully integrated
- Low noise mode makes daytime cleaning and cleaning of noise sensitive areas viable

The new BR 652/752 represents a huge step forward in cleaning innovation. Just look at the features. Super low noise level, ergonomic and a compact design that allows these machines to clean just about anywhere. Then there is the Ecoflex™ green-cleaning system that controls the consumption of water, detergent and energy so effectively that real savings can be gained without compromising performance.



New deck system (linked to the steering wheel): when turning the steering wheel on the left, deck is moving on the left as well (same on the opposite side); it guarantees the best cleaning performances with the maximum comfort and the minimum effort. The water track is completely covered by the squeegee and side skirts are not needed any more

	BR 652	BR 752	BR 752C
ITEM NO.	9087260020 9087261020	9087262020 9087263020	9087264020 9087265020
MAX SPEED (KM/H)	6	6	6
VOLTAGE (V)	24	24	24
RATED POWER (W)	1500	1500	1900
SOUND PRESSURE LEVEL AT 1.5 M (DB(A)/ISO 3744)	60	60	60
PRODUCTIVITY RATE THEORETICAL/ ACTUAL (M²/H)	3960/2770	4260/2980	4260/2980
SCRUBBING WIDTH (MM)	660	710	710
SOLUTION/RECOVERY TANK (L)	80/80	80/80	80/80
BRUSH/PAD DIAMETER (MM)	2x330	2x355	2 Cyl.
BRUSH PRESSURE (KG)	30/48	32/50	35
BRUSH SPEED (RPM)	230	230	720
LENGTH X WIDTH X HEIGHT (CM)	136x67x120	136x75x120	136x81x120
OPERATING WEIGHT (KG)	446	448	451

Scrubber/Dryers

BR 755/755C/855

ecoflex™



Better ergonomics, better reliability, better cleaning

- Ecoflex system: complete consumption control without any compromise with cleaning performance
- User friendly, waterproof one touch control panel, easy to operate and highly productive
- High manoeuvrability allows cleaning in congested areas
- Adjustable scrubbing pressure ensures better results regardless of the dirt level
- Integrated 3 stage vacuum reduces noise level to just 63dB(A)
- Squeegee concept for top drying performance
- Large battery compartment enables a 360Ah battery tray for more than 4.5 hours running time

The BR 755/755C/855 is the generation of Scrubber/Dryers, with focus on performance, ergonomics and reliability.



ecoflex™

The exceptional Ecoflex system allows the operator to match the floor cleaning machine's performance to the soil on the floor and the required level of clean. When encountering more soiled areas of the floor, the operator can activate the "burst of power" button for extra cleaning performance, and as easily return to original settings for minimum usage of water and detergent. Green meets clean.



The Ecoflex system ensures excellent control of consumption levels and the right efficiency when more cleaning power is required

	BR 755	BR 755C	BR 855
ITEM NO.	56601014	56601016	56601015
MAX SPEED (KM/H)	6.3	6.3	6.3
VOLTAGE (V)	24V	24V	24V
RATED POWER (W)	2040	1920	2160
SOUND PRESSURE LEVEL AT 1.5 M (DB(A) ISO 3744)	63.7	63.7	63.7
PRODUCTIVITY RATE THEORETICAL/ ACTUAL (M²/H)	4500/3150	4500/3150	5400/3800
SCRUBBING WIDTH (MM)	710	710	860
SOLUTION/RECOVERY TANK (L)	106/106	106/106	106/106
BRUSH/PAD DIAMETER (MM)	2x355	2 Cyl.	2x430
BRUSH PRESSURE (KG)	40/65/96	27/36/45	40/65/96
BRUSH SPEED (RPM)	250	900	250
LENGTH X WIDTH X HEIGHT (CM)	152x77x131	152x80x131	152x92x131
OPERATING WEIGHT (KG)	658	662	660

BR 850S/850SC/1050S/1050SC


ecoflex™



Providing unique added value benefits in industrial cleaning

- Ecoflex system: complete consumption control without any compromise with cleaning performance
- Modular scrub deck system, with different scrub deck options and numerous brushes, offers productive cleaning for different floor conditions
- Excellent traction through the introduction of high grip, non marking, high wear resistant polyurethane front and rear tires
- Fast floor drying thanks to a new and innovative squeegee concept that provides maximum pick up, reliably and with simple adjustment
- Recovery tank inlet system is cleaner and more efficient

The Nilfisk BR 850S and BR 1050S series of ride-on scrubber/dryers have long been renowned and praised for their reliability and working performance. The latest upgrades, however, have now made this superb range of units even better.



Nilfisk-Advance offers washing systems that are suitable to the floor type and dirt to be cleaned.

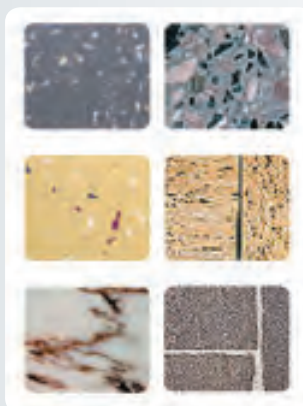
VERSION D

Flat brush or pad for intensive washing of floors without too much solid residue.

VERSION C

Cylindrical brush for uneven and non-slipping floors, or to scrub and sweep in one pass.

VERSION D (Disc)



VERSION C (Cylindrical)



	BR 850S	BR 850S C	BR 1050S	BR 1050S C	BR 850S Ecoflex	BR 850SC Ecoflex	BR 1050S Ecoflex	BR 1050SC Ecoflex
ITEM NO.	56390916	56390919	56390921	56390923	56381009	56381011	56381012	56381013
MAX SPEED (KM/H)	6.7	6.7	6.7	6.7	6.7	6.7	6.7	6.7
VOLTAGE (V)	36	36	36	36	36	36	36	36
RATED POWER (W)	2820	2810	3040	2810	2820	2810	3040	2810
SOUND PRESSURE LEVEL AT 1.5 M (DB(A) ISO 3744)	68	68	68	68	68	68	68	68
PRODUCTIVITY RATE THEORETICAL/ ACTUAL (M ² /H)	5500/3800	5500/3800	6500/4600	6500/4600	5500/3800	5500/3800	6500/4600	6500/4600
SCRUBBING WIDTH (MM)	810	810	970	970	810	810	970	970
SOLUTION/RECOVERY TANK (L)	157/157	157/157	157/157	157/157	157/157	157/157	157/157	157/157
BRUSH/PAD DIAMETER (MM)	2/405	2 Cyl.	3/330	2 Cyl.	2/405	2 Cyl.	3/330	2 Cyl.
BRUSH PRESSURE (KG)	32/69/113	24/42/70	32/69/113	24/42/70	32/69/113	24/42/70	32/69/113	24/42/70
BRUSH SPEED (RPM)	250	900	250	900	250	900	250	900
LENGTH X WIDTH X HEIGHT (CM)	155X88X135	155X91X135	155X104X135	155X106X135	155X88X135	155X91X135	155X104X135	155X106X135
OPERATING WEIGHT (KG)	705	709	720	724	705	720	720	724

Scrubber/Dryers

BR 1100S/1100SC/ 1300S/1300SC


ecoflex™



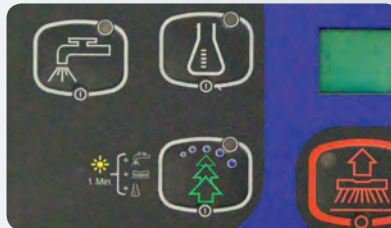
Better design - more productivity

- Ecoflex system: complete consumption control without any compromise with cleaning performance
- High productivity: 1 to 1,3 m scrubbing path, 265 liters capacity and high working speed
- Tilt steering wheel and "OneTouch" control panel offers good ergonomics and ease of use
- Traction control to adjust traction to working condition, dual disc brakes and perfect vacuuming
- Heavy duty cylindrical and disc decks, wide variety of scrub brushes, dual side brooms, to sweep, scrub and dry all floors.

The Nilfisk BR 1100S/1300S scrubber/dryer has the most scrub options of any machine in the class. To meet your cleaning needs, disc or cylindrical interchangeable scrub decks are available in 1000 or 1300 mm. With the cylindrical model, side brooms eliminate manual sweeping along racks and walls.



Curved nozzle



Ecoflex system allows excellent control of consumption levels and the right efficiency when more cleaning power is required



- Recommended for the cleaning of industrial floors and perfectly suited for all large scale cleaning applications
- Availability of accessories such as brushes for different types of floors and dirt, dual suction equipment, revolving light etc.
- Self diagnostic system. In the event of a breakdown, the self diagnostic system clearly indicates what type of breakdown it is. So, when the technical department is notified, it knows exactly where the breakdown is located and can repair it quickly

	BR 1100 S	BR 1100 S C	BR 1300 S	BR 1300 S C
ITEM NO.	56413006	56413007	56413010	56413011
MAX SPEED (KM/H)	9	9	9	9
VOLTAGE (V)	36	36	36	36
RATED POWER (W)	4100	4400	5220	4400
SOUND PRESSURE LEVEL AT 1.5 M (DB(A) ISO 3744)	72	72	72	72
PRODUCTIVITY RATE THEORETICAL/ ACTUAL (M ² /H)	9000/6300	9000/6300	11700/8190	11700/8190
SCRUBBING WIDTH (MM)	1000	1000	1300	1300
SOLUTION/RECOVERY TANK (L)	265/265	265/265	265/265	265/265
BRUSH/PAD DIAMETER (MM)	2/505	2 Cyl.	3/432	2 Cyl.
BRUSH PRESSURE (KG)	43/90/145	38/54/90	43/90/145	38/54/90
BRUSH SPEED (RPM)	240	630	225	630
LENGTH X WIDTH X HEIGHT (CM)	187x113x148	187x116x148	187x131x148	187x137x148
OPERATING WEIGHT (KG)	1380	1430	1430	1470

Getting the perfect floor is easy

DCS – Diamond Cleaning System – is a new way to mechanically treat and maintain floors using microscopic diamonds.

The system is a part of the eco-friendly cleaning revolution.

Twister™ is a revolutionary cleaning system consisting of floor pads prepared with billions of microscopic diamonds which clean and polish the floor mechanically instead of using chemicals. Twister™ can be used on the most common floor surfaces such as terrazzo, natural stone, concrete, vinyl and epoxy. Twister™ is the tool that transforms your dull, worn floors into clean, glossy and brightly polished floors.

Because the diamonds in a Twister™ pad not only effectively clean a floor but at the same time polishes the floor surface in daily cleaning, the gloss is kept and gradually increased by daily or regular use of Twister™ as a cleaning method.

Twister™ has unique advantages that benefit both the cleaning company and the floor owner.

Twister™ is a new method for daily floor maintenance that not only cleans the floor but also polishes the surface using traditional floor pads prepared with billions of microscopic diamonds. Instead of chemical cleaning, Twister™ is a mechanical cleaning method that only requires water in daily cleaning.

The diamond impregnated side of the pad is coloured and works as a wear indicator – when the colour is gone the diamonds are finished.

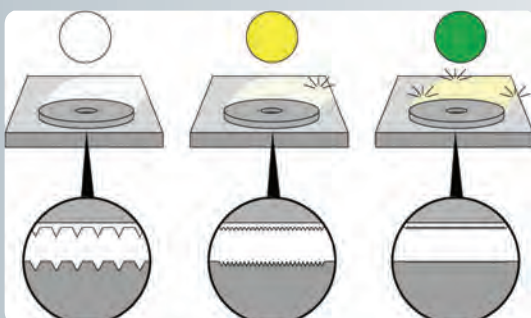
Twister™ eliminates the need for cleaning chemicals and heavily reduces the need for periodic floor maintenance. This means a lower total cost for floor maintenance.

Twister™ can be used on the most common floors such as VCT, Marble, Terrazzo, Concrete and Epoxy.

If extra high gloss is wanted then the green Twister™ pad can be used for dry high speed polishing of the floor. This process can be performed on every kind of floor without the use of chemicals.

The Twister™ pads are valid for up to 3500 rpm.

When performing high speed polishing on soft floors such as vinyl it is recommended to follow the floor manufacturer's recommendation for the highest rpm.








As well as the green Twister™ pad there is also a white and yellow. Twister™ white and Twister™ yellow pads are a deep cleaning process that effectively removes smaller scratches and upgrades the floor surface from dull and dirty to clean and shiny. This makes it possible to upgrade and deep clean a floor with no use of chemicals.

When deep cleaning or upgrading a natural stone floor or a Terrazzo floor, it is recommended that a mild stone soap such as the Twister™ Floor Conditioner is used to moisten the stone to prevent it from drying out. On all other floors water is enough even in the deep cleaning or upgrading phase.

Deep cleaning and upgrading is an initial treatment that most often does not need to be redone if the floor is cleaned daily with the green Twister™ pad.

Quick view product selector

Suggested applications and industries

Combination model	Ride-on				
	CR 1000	CR 1200/1400	CR 1500	ER 1300/1600	Nilfisk Cyclone
					
WAREHOUSES AND DISTRIBUTION CENTERS	•	•	•	•	
MANUFACTURING	•	•	•	•	
PARKING GARAGES	•	•	•	•	•
FOOD AND BEVERAGE WAREHOUSE AND DISTRIBUTION CENTERS	•	•	•	•	
TRANSPORTATION FACILITIES	•	•	•	•	•
AMUSEMENT PARKS AND STADIUM	•	•	•	•	•
BUS TERMINALS	•	•	•	•	•
AIRCRAFT HANGARS	•	•	•	•	•
CONTRACT CLEANERS					
ZOOS					•
OUTDOOR SHOPPING MALLS					•

Key features / benefits

Combination model	Ride-on				
	CR 1000	CR 1200/CR 1400	CR 1500	ER 1300/1600	Nilfisk Cyclone
AUTOMATIC BRUSH SHUT OFF	•	•	•	•	
AUTOMATIC SOLUTION SHUT OFF	•	•	•	•	
ADJUSTABLE STEERING AND SEAT	•	•	•	•	
PANEL FILTER WITH SHAKER	•	•	•		
DIRECT THROW SWEEPING	•	•	•		
TIP OUT RECOVERY TANK		•		•	
TIP OUT HYDRAULIC RADIATOR		•		•	
HEAD LIGHTS		•		•	•
DISC DECK	•	•	•		
CYLINDRICAL DECK				•	
POWER STEERING	•	•	•	•	•
AUTOMATIC SQUEEGEE LIFT IN REVERSE	•	•	•	•	
LEFT SIDE BROOM		•		•	
RIGHT SCRUB UNIT				•	
VARIABLE HIGH DUMP SYSTEM		•	•		
MISTING SYSTEM				•	
DEBRIS TRAY				•	•
STAINLESS STEEL FILTER CHAMBER					•
FLOATING DECK					•
PRESSURE REGULATION					•
2/4 WHEEL DRIVE SYSTEM					•
RECYCLING SYSTEM					•
HIGH PRESSURE WASHER					•
CURB CLEANER					•

CR 1000



A compact solution for tough situations

- Compact design enables turning within a 240 cm wide aisle
- Easy access to batteries, minimized electronics, and no tools needed servicing of brush, broom and squeegee keeps maintenance time to a minimum
- Heavy-duty construction and extremely reliable performance. A hydraulic system controls squeegee and scrub deck movements and drives the main broom
- Low dump feature allows the hopper to be emptied and cleaned at a height of 35 cm

The Nilfisk CR 1000 is a compact combination machine that is perfect for mid-duty industrial applications.



CR 1200/1400



The combined cleaning solution

- Modular design and functionality offer a range of product variations to fit the customer application and to meet different budget levels
- Longer running time between tank refills, high brush pressure provide better cleaning performance and higher productivity for lower overall costs
- The operators seating position is ergonomically designed, offering a clear view of the working zone for greater safety and less fatigue
- "No tools" maintenance access points makes routine service and cleaning fast and easy

The CR 1200/1400 are complete floor cleaning solutions as they can sweep, scrub and dry in a single pass or be used for just sweeping or scrubbing depending on the application.



	CR1000 B	CR1000 B XL	CR 1200 P/LPG	CR 1200 D	CR 1200 B	CR 1400 P/LPG	CR 1400 D
ITEM NO.	56515850	56515852	56306060/ 56366059	56306061	56303004	56306063/ 56306062	56306064
MOTOR POWER SOURCE	BATTERY 36V	BATTERY 36V	PETROL/LPG, 4cyl. 53Hp, 1.6L	DIESEL, turbo diesel 44Hp, 1.5L	BATTERY 36V	PETROL/LPG, 4cyl. 53Hp, 1.6L	DIESEL, turbo diesel 44Hp, 1.5L
MOTOR BRAND	-	-	KUBOTA	KUBOTA	-	KUBOTA	KUBOTA
MAX SPEED (KM/H)	7.4	7.4	9.6	9.6	8.9	9.6	9.6
PRODUCTIVITY RATE THEORETICAL/ ACTUAL (M ² /H)	7474/5232	8658/6061	11520/8064	11520/8064	10680/7476	13440/9408	13440/9408
SWEEPING WIDTH (MM)	1170	1170	1600	1600	1600	1600	1600
SCRUBBING WIDTH (MM)	1010	1170	1200	1200	1200	1400	1400
MIN. TURN-AROUND AISLE WIDTH (CM)	240	240	300	300	300	300	300
SOLUTION/RECOVERY TANK (L)	208/208	208/208	300/300	300/300	300/300	300/300	300/300
HOPPER VOLUME (L)	71	71	260	260	260	260	260
MAIN FILTER AREA (M ²)	3.7	3.7	7.25	7.25	7.25	7.25	7.25
LENGTH X WIDTH X HEIGHT (CM)	221x117x132	221x137x132	267x127x147	267x127x147	267x127x147	267x137x147	267x137x147
OPERATING WEIGHT (KG)	1869	1869	2187	2187	2404	2187	2187

Combination machines

CR 1500



Powerful cleaning in demanding

- Wide scrubbing area (137 cm), a sweeping width of 152 cm, 11 km/h working speed, plus 380 litres capacity solution and recovery tanks provide high productivity
- Huge hopper with 454 litre capacity provides increased operational time, and a dump height of 152 cm for emptying into any container
- Oil and grease is removed in one pass thanks to 272 kg scrubbing pressure
- Rear wheel power steering for better traction control
- Adjustable scrubbing pressure provides first class cleaning regardless of dirt level or floor condition

When the demand is for a machine capable of really heavyduty industrial cleaning performance, the Nilfisk CR 1500 supplies the answer.



The dust filter can be easily removed for inspection without the use of tools



The CR 1500 can dump debris at a height of 152 cm



	CR1500 P	CR1500 LPG	CR1500 D
ITEM NO.	56514850	56514852	56514854
MOTOR POWER SOURCE	PETROL, 4 cyl, 86Hp, 3.0L	LPG, 4 cyl, 86Hp, 3.0L	DIESEL, 4 cyl, 47.3Hp, 2.5L
MOTORBRAND	-	-	-
MAX SPEED (KM/H)	11	11	11
PRODUCTIVITY RATE THEORETICAL/ ACTUAL (M ² /H)	15070/10549	15070/10549	15070/10549
SWEEPING WIDTH (MM)	1520	1520	1520
SCRUBBING WIDTH (MM)	1370	1370	1370
MIN. TURN-AROUND AISLE WIDTH (CM)	305	305	305
SOLUTION/RECOVERY TANK (L)	380/380	380/380	380/380
HOPPER VOLUME (L)	454	454	454
MAIN FILTER AREA (M ²)	9.9	9.9	9.9
LENGTH X WIDTH X HEIGHT (CM)	272x150x156	272x150x156	272x150x156
OPERATING WEIGHT (KG)	2353	2353	2353

Combination machines

47


ER 1300/1600



Ride-on combination machine with the widest cylindrical scrub deck in its class

- OneTouch™ control panel, Front Steering system & ClearView™ sight lines
- 380 ltr solution & recovery tanks, 42 ltr vacuumized hopper
- Tip out recovery tank opening with debris tray (std)
- MaxAccess™: Full access to the machine for service
- DustGuard™ and Ecoflex™ for maximum machine efficiency and productivity
- NoTool™ squeegee blades, side blades and brushes replacement and adjustment

The ER 1300/1600 ride-on combination machines are the definition of innovative and optimized design. This manoeuvrable front steer is the widest cylindrical scrub deck in its class. This deck's dual counter-rotating cylindrical brushes are capable of sweeping and scrubbing in one single pass.



MaxAccess™ design provides 360 degrees access to machine components

	ER 1300 LPG	ER 1300 P	ER 1300 D	ER 1600 LPG	ER 1600 P	ER 1600 D
ITEM NO.	56111025	56111026	56111027	56111028	56111029	56111030
MOTOR POWER SOURCE	LPG, 4 cyl., 55 Hp, 1.6L	PETROL, 4 cyl., 55 Hp, 1.6L	DIESEL, 4 cyl., 37.5 Hp, 1.5L	LPG, 4 cyl., 55 Hp, 1.6L	PETROL, 4 cyl., 55 Hp, 1.6L	DIESEL, 4 cyl., 37.5 Hp, 1.5L
MOTORBRAND	GM	GM	KUBOTA	GM	GM	KUBOTA
MAX SPEED (KM/H)	13	13	13	13	13	13
PRODUCTIVITY RATE THEORETICAL/ ACTUAL (M²/H)	15860/11102	15860/11102	15860/11102	19760/13832	19760/13832	19760/13832
SWEEPING WIDTH (MM)	1570	1570	1570	1520	1520	1520
SCRUBBING WIDTH (MM)	1220	1220	1220	1520	1520	1520
MIN. TURN-AROUND AISLE WIDTH (CM)	302	302	302	330	330	330
SOLUTION/RECOVERY TANK (L)	380/380	380/380	380/380	380/380	380/380	380/380
HOPPER VOLUME (L)	42	42	42	42	42	42
MAIN FILTER AREA (M²)	-	-	-	-	-	-
LENGTH X WIDTH X HEIGHT (CM)	254x142x147	254x142x147	254x142x147	254x167x147	254x167x147	254x167x147
OPERATING WEIGHT (KG)	1730	1730	1730	1834	1834	1834

Compact Ride-on High Pressure Washer

Nilfisk CYCLONE



Compact ride-on high pressure washer recovery & recycling system

- Deep cleaning from hot water pressure washing with consistent results
- Water recycling system to significantly increase cleaning cycles
- Cleans without the use of chemicals
- Ride-on machine that cleans and recovers, in a single pass
- Higher productivity rates than a manual pressure washer

The Nilfisk CYCLONE is designed to be easy to operate and maintain, offering convenient access to machine components. It can clean large areas in no time compared to traditional pressure washers, with a consistent cleaning result, it is easy to manoeuvre beside kerbs and around corners with its standard power steering. Additionally, the machine can be transformed to a kerb cleaner or a hand-wand cleaner with the simple turn of a lever.



CYCLONE cleaning head both deep cleans and recovers water



On-board water heater heats water to 71 °C for more aggressive cleaning



Kerb cleaner cleans the vertical face of the kerb

The patented cleaning and recovery head aggressively removes build up, marks and petroleum deposits from concrete and asphalt with absolutely no discharge into the environment and no damage to cleaned surfaces. All water used in the cleaning process is recovered and filtered so all contaminants are removed, contained, and then the water is recycled. Nothing is left behind but a clean surface that dries quickly and is usable immediately. The Nilfisk CYCLONE eliminates dragging hoses, surface run-off, frequent stops for dumping and refilling, wet feet and pollution of the environment.

Nilfisk CYCLONE	
ITEM NO.	56380676
MOTOR POWER SOURCE	Diesel 44kW (59Hp)
MOTORBRAND	KUBOTA V2403-M-T-E3B
MAX SPEED (KM/H)	20
PRODUCTIVITY RATE THEORETICAL/ ACTUAL (M²/H)	3350/2350
WORKING WIDTH (MM)	833
CLEANING HEAD WATER PRESSURE (BAR)	140-280/2000-4000
TANK CAPACITY (TOTAL) (L)	756
FUEL TANK	59.4
MAX TEMPERATURE (°C)	71
MAIN FILTER AREA (CM²)	4x9677
LENGTH X WIDTH X HEIGHT (CM)	342x152x196
NET WEIGHT (KG)	1814
OPERATING WEIGHT (KG)	2721

Reliability in our products, reliability in our service

49

Our job is to help you get yours done 100%. That's why we offer a full top quality service organisation that works to eliminate downtime and maximise productivity.

A range of service packages customised to meet your specific cleaning needs is available to secure the best service support and to extend the life of your Nilfisk equipment

Nilfisk's centrally coordinated service network offers multiple benefits:

- Guaranteed service within 24 hours performed by trained service technicians (Europe)
- Spare parts available direct from the technician's service vehicle (Europe)
- The option of preventative maintenance with fixed service intervals
- Extended machine lifetime
- Minimised risk of downtime and damage

Customised contracts in Europe

Our three basic types of service contracts are as follows. However, since actual offerings may vary from country to country, we recommend that you discuss the available options with your local Nilfisk representative.

1. Full Service Contract

This offers full peace of mind by providing full maintenance and service at a known, fixed cost.

Regular preventative maintenance greatly reduces the chances of breakdowns and maximises the equipment's productivity.

By knowing and being able to budget for these costs in advance, financial planning is simplified.

The cost includes labour, travel and spare parts used. The agreement also specifies the number of visits and covers normal usage.

2. Standard Service Contract

This contract provides regular preventative maintenance visits by our trained technicians to inspect and maintain the equipment. The price includes labour and travel costs but not parts fitted during the visit.

3. Subscription Contract

The subscription contract specifies that payment is made after each visit by the service technician. The customer agrees to a minimum of one visit per year.

European coverage

Nilfisk's experienced team of more than 300 professional service technicians is only a phone call away. Further support is guaranteed via our network of authorised service dealers, and same-day coverage of emergency calls is routine.

Non-European service coverage

In each country where Nilfisk operates, we strive to provide the most effective and comprehensive support possible. This is achieved by offering service and preventative maintenance contracts adapted to the local conditions. The local Nilfisk representative can give you detailed information of the service package available.



ACCESSORIES: Scrubber/Dryers



CYLINDRICAL BRUSH

For uneven floors, such as ceramics anti-slip floors (various models are available)



BRUSH

Used on uneven floors when debris collection is not needed (various models are available)



PAD HOLDER

Used for pads



PADS

Various pads are available
Black & brown: Heavy-duty
Green & blue: Medium-duty
Red: Light-duty



SPLASH GUARD KIT

Prevents the water from splashing on to the brush deck. Enables the squeegee to recollect all water



FILTER

Protecting the vacuum from foam and from dust



BEACON KIT

Used on a ride-on scrubber/dryer particularly in industry to warn about the presence of the machine



KIT, VACUUM MOTOR

Allows squeegee better suction. Particularly useful when 100% recollection of water is needed



KIT, GRAMMER SEAT

Better comfort to the operator



ONBOARD FILLING HOSE

Makes it easy to refill the machine anywhere



BLADES

Various squeegee blade materials are available depending on the application and on the duty; gum, re gum and polyurethane



WAND KIT

Allows the operator to have a flexible hose, used like a normal vacuum cleaner



DECK KIT

Various sizes are available



WHEELS

Various wheels are available to improve traction and to avoid any marks on the floor




ECOFLEX KIT

Ecoflex allows full control of the detergent to be used, less risk of damaging the floors due to overdosage, flexibility in the detergent selection (available for traction scrubber dryers and combi machines)

ACCESSORIES: Combination machines

51



PANEL FILTER

The panel filter function is to control the dust in the hopper, it is water resistant as standard



SIDE BRUSH

The side brush function is to sweep the dirt and debris away from the curbs, walls, pallets etc. into the path of the main broom



MAIN BROOM

The main broom has an effective cleaning action to pick-up debris (industry)



SCRUB BRUSH

We provide brushes and pad holders that will give you the best possible cleaning performance



VACUUM WAND KIT

Allowing the operator to have a flexible hose, used like a normal vacuum cleaner



OVERHEAD GUARD

To protect the operators safety, especially in industry



CLEANING OUT KIT

Allows a better cleaning/access to the recovery tank



TOWER BUMPER KIT

Protects the corners of the machine

ACCESSORIES: Chargers



CHARGER

Can charge both wet and maintenance free batteries



CHARGER PLUGS



HIGH FREQUENCY CHARGER

Can charge both wet and maintenance free batteries










ON BOARD CHARGER

THE CHARGER COMES IN DIFFERENT SIZES DEPENDING ON THE SIZE OF BATTERY FOR WHICH IT IS INTENDED

SEE COMPLETE ACCESSORY LIST ON
WWW.NILFISK.COM

Quick view product selector





Suggested applications and industries

Sweeper model	Walk-behind				Ride-on		
	SM 800	SW 750	SW 700S	SW 850S	SR 1000S	SR 1101	SR 1301
							
CONTRACT CLEANING (OFFICES, BANKS ETC.)	•	•	•	•	•	•	•
HOTELS, RESTAURANTS & CATERING	•	•	•	•			
PUBLIC BUILDINGS (SCHOOLS, HOSPITALS ETC.)	•	•	•	•	•	•	•
RETAIL	•	•					
AUTOMOTIVE & TRANSPORTATION	•	•	•	•	•	•	•
BUILDING & CONSTRUCTION		•	•	•	•	•	•
MANUFACTURING	•	•	•	•	•	•	•
SMALL AREA CLEANING (LIGHT - MEDIUM DUTY)	•	•	•	•			
LARGE AREA CLEANING (MEDIUM - HEAVY DUTY)					•	•	•
HARD TO REACH AREAS	•	•	•	•	•		
INDOOR CLEANING	•	•	•	•	•	•	•
OUTDOOR CLEANING	•	•	•	•	•	•	•

Key features / benefits

Sweeper model	Walk-behind				Ride-on		
	SM 800	SW 750	SW 700S	SW 850S	SR 1000S	SR 1101	SR 1301
ADJUSTABLE HANDLE	•	•	•	•			
FOLDING TRANSPORT HANDLE	•	•					
ADJUSTABLE STEERING AND SEAT					•	•	•
NO TOOLS BRUSH ADJUSTMENT	•	•	•	•	•	•	•
ELECTRIC FILTER SHAKER			•	•	•	•	•
MANUAL FILTER SHAKER		•	•	•			
HOUR METER			•	•	•		•
RIGHT SIDE BROOM (STANDARD OR OPTIONAL)	•	•	•	•	•	•	•
LEFT SIDE BROOM (STANDARD OR OPTIONAL)	•				•	•	•
ON-BOARD CHARGER		•	•	•			
FLAP LIFTING DEVICE				•	•	•	•
WET SWEEP BY-PASS					•	•	•
DIRECT THROW SWEEPING		•					
BACK-UP WARNING ALARM					•	•	•
HORN					•	•	•
HEADLIGHTS					•	•	•
PROTECTION ROLLER BUMPERS							•
VARIABLE HIGH DUMP SYSTEM							•
BATTERY LEVEL INDICATOR		•	•	•	•	•	•

Suggested applications and industries

Sweeper model	Ride-on			
	SR 1450	SR 1601	SR 1900	SR 2000
				
METAL AND STEEL INDUSTRY	•	•	•	•
CEMENT/CERAMIC FACTORY	•	•	•	•
BUILDING & CONSTRUCTION	•	•	•	•
ASPHALT, MILLING, EXCAVATION AND EARTHWORKS	•	•	•	•
STOCK-FARMING, AGRICULTURAL FACTORY	•	•	•	•
PARKING LOTS	•	•	•	•
MINING SITES		•	•	•
WOOD FACTORIES	•	•	•	•
LOADING BAY	•	•	•	•
AUTOMOTIVE & TRANSPORTATION	•	•	•	•
MANUFACTURING	•	•	•	•
HEAVY METAL AND STEEL INDUSTRY				•
WAREHOUSES AND DISTRIBUTION FACILITIES	•	•	•	•

Key features / benefits

Sweeper model	Ride-on			
	SR 1450	SR 1601	SR 1900	SR 2000
ADJUSTABLE STEERING AND SEAT		• (depending on variants)	•	•
POWER STEERING		•	•	•
DIRECT THROW	•	•	•	•
VARIABLE HIGH DUMP SYSTEM	•	•	•	•
BATTERY LEVEL INDICATOR	•		•	•
FUEL INDICATOR AND GAUGE		•	•	•
HOUR METER	•	•	•	•
OIL PRESSURE GAUGE			•	•
WATER THERMOMETER			•	•
HEADLIGHTS		• (depending on variants)	•	•
MISTING SYSTEM		• (depending on variants)	• (depending on variants)	

Sweepers

Robust, multitasking and reliable

A sweeper is a mechanical system that picks up rubbish and that, unlike manual sweeping, retains the dust. Nilfisk has designed its sweeper based on two principles: first of all, according to the type of rubbish to be swept up (large waste, light materials or heavy dust), and then by checking the quality of the air returned into the environment. This is why we have used Nilfisk highly important vacuuming and filtration systems.



Tool-free settings

An exclusive Nilfisk "tool-free" system making it easier to change the settings, the main brush, the side brushes and the filter. It allows you to adjust the brush and to adapt it to the floor as it wears out, meaning that its recovery efficiency can be maintained throughout its lifespan.



DustGuard™

The exclusive DustGuard™ feature with misting nozzles that spray a fine fog of moisture to the front and side brushes, effectively controls airborne dust for a cleaner environment.



Filters and shakers

The Nilfisk dust sweeping system has been designed in an optimal fashion: a large turbine, a filter with a vast surface area to retain the dust and the filter shaker that ensures that the filter is always clean. The design of the filter shaking system is as important as its size, given that effective shaking cleans the filter thoroughly and allows the motor to work at full throttle.



A brush for each application

A complete range of Nilfisk accessories such as main or side brushes in PPL, natural fibres, steel and nylon mix. Washable or antistatic panel filters. Optional accessory kits: flashing lights, headlights, non-marking wheels, reverse warning, bumpers or cabins.

SM 800




Robust, manually-operated sweeper

- Over throw system with two brooms gives excellent sweeping performance when sweeping large debris
- Large ergonomic handle with a soft grip makes the machine easy to manoeuvre
- Dual caster wheels in the front are positioned behind the side brooms and are therefore always in a clean swept area
- Large non marking wheels makes it easy to push and extremely manoeuvrable

The SM 800 is a walk-behind sweeper. It's ideal for limited space or congested areas.

The SM 800 picks up paper, leaves - even small screws, nails, bolts, cans, crown corks and cigarettes, etc off outdoor spaces as well as indoor floors.



SW 700S



Dust-free sweeping for smaller and confined areas

- Theoretical productivity rate of 3.200 m² per hour
- Steel chassis and durable polyethylene construction resists corrosion
- Back loading system, good for all types of waste: paper, metal pieces or small stones
- Powerful vacuum turbine in aluminium

Nilfisk SW 700S is a walk-behind sweeper for small and narrow areas. Simple to use anywhere by anyone. The SW 700S is ten times more productive than cleaning with traditional brooms. Ideal for cleaning offices, exterior-parking areas, warehouses, garages or factories.



	SM 800	SW 700S B	SW 700S P
ITEM NO.	9084801010	908 4002 010	908 4004 010
MOTOR POWER SOURCE	MANUAL	BATTERY 12V	PETROL
MOTOR BRAND	-	AMER	HONDA GX100
MAX SPEED (KM/H)	-	4.5	4.5
PRODUCTIVITY RATE THEORETICAL/ ACTUAL (M ² /H)	3360/1680	3200/2400	3200/2400
WORKING WIDTH W/RIGHT SIDE BROOM (MM)	-	700	700
WORKING WIDTH W/2 SIDE BROOMS (MM)	840	-	-
MIN. TURN-AROUND AISLE WIDTH (CM)	-	-	-
HOPPER VOLUME (L)	34	40	40
MAX DUMPING HEIGHT (CM)	-	-	-
MAIN FILTER AREA (M ²)	-	2	2
LENGTH X WIDTH X HEIGHT (CM)	130x84x103	103x66x81	103x66x81
WEIGHT (KG)	16	85	95

Sweepers

SW 750



Quiet and easy cleaning

- Theoretic productivity of 2.900 m² per hour
- Very low noise level allows sweeping in noise sensitive areas
- Onboard battery (46Ah) and battery charger are supplied as standard. Provides up to 2 hours run time on hard floors (approx 6.000 m²). Optional 77 Ah battery increases running time to 3.5 hours
- Main and side brushes are adjustable
- Can be used in both wet and dry applications due to polyester filter

This battery powered, truly versatile sweeper can go anywhere and be used for cleaning everything from retail areas to gas stations.



SW 850S



For medium-sized sweeping jobs

- Theoretical productivity rate of 3.700 m² per hour
- Steel chassis and durable polyethylene construction resists corrosion
- Back loading system with flap, good for all types of waste: paper, metal pieces or small stones
- Powerful vacuum turbine in aluminium

Nilfisk SW 850S is a larger walk-behind sweeper with a higher sweeping and loading performance to satisfy wider and more open spaces. Ideal for cleaning offices, exterior parking areas, warehouses, garages or factories.



	SW 750	SW 850S B	SW 850S P
ITEM NO.	908 4701 010	908 4102 010	908 4104 010
MOTOR POWER SOURCE	BATTERY 12V	BATTERY 12V	PETROL
MOTORBRAND	AMER	AMER	HONDA
MAX SPEED (KM/H)	4	4.5	4.5
PRODUCTIVITY RATE THEORETICAL/ ACTUAL (M ² /H)	2880/1730	3690/2215	3690/2215
WORKING WIDTH W/RIGHT SIDE BROOM (MM)	720	820	820
WORKING WIDTH W/2 SIDE BROOMS (MM)	-	-	-
MIN. TURN-AROUND AISLE WIDTH (CM)	-	-	-
HOPPER VOLUME (L)	60	50	50
MAX DUMPING HEIGHT (CM)	-	-	-
MAIN FILTER AREA (M ²)	1	2	2
LENGTH X WIDTH X HEIGHT (CM)	99x80x62	107x78x84	107x78x84
WEIGHT (KG)	68	90	105

SR 1000S



Speed in congested areas

- Theoretical productivity rate of 5.500 m² per hour
- It turns in less than 2 m
- 3 m² of panel filter, 50 l of hopper capacity with a climbing ability up to 16%, and other top performance features
- SR 1000S can also clean carpet areas, using the optional carpet kit

The Nilfisk SR 1000S works fast, is very compact and manoeuvrable. Comes in either a battery or petrol version for indoor or outdoor work and is durable to withstand tough working conditions. Recommended for loading bays, station platform or warehouses with narrow aisles.



SR 1101



A step ahead in ride-on sweeping

- Theoretical productivity from 4600 to 6.000 m² per hour
- Strong polyethylene construction + steel frame; with robust solutions to avoid sources of malfunctions and minimise service require
- 3.6 m² of filter for an optimal dust control. A large flap and 70 l of hopper to easy collect dirt and large debris
- Climbing rate up to 20%
- Battery version offers up to 6 hours of running time

The vast majority of ride-on professional sweeping jobs demand a machine that is compact, manoeuvrable and reliable. The SR 1101 represents simplicity and robustness in its most sophisticated form. Recommended for factory warehouses, car parks and outside areas such as parks and gardens.



	SR 1000S B	SR 1000S P	SR 1101 B	SR 1101 P
ITEM NO.	908 4201 010	908 4205 010	908 4310 010	908 4312 010
MOTOR POWER SOURCE	BATTERY 24V	PETROL	BATTERY 24V	PETROL 2.9kW/3.9Hp
MOTORBRAND	AMER	HONDA	-	HONDA
MAX SPEED (KM/H)	5.5	5.5	6	6
PRODUCTIVITY RATE 2 SIDE BROOMS THEORETICAL/ ACTUAL (M ² /H)	5500/3850	5500/3850	5900/4200	5900/4200
WORKING WIDTH W/RIGHT SIDE BROOM (MM)	-	-	980	980
WORKING WIDTH W/2 SIDE BROOMS (MM)	1000	1000	1260	1260
MIN. TURN-AROUND AISLE WIDTH (CM)	155	155	236	236
HOPPER VOLUME (L)	50	50	70	70
MAX DUMPING HEIGHT (CM)	-	-	-	-
MAIN FILTER AREA (M ²)	3	3	3.6	3.6
LENGTH X WIDTH X HEIGHT (CM)	126X79X116	126X79X116	148x93x122	148x93x122
WEIGHT (KG)	144	202	255	315

Sweepers

SR 1301



The high dump ride-on sweeper for the daily industrial cleaning

- Theoretic productivity from 6300 m² to 7900 m² per hour
- Hydraulically operated to dump into bins up to 1.37 m high
- Powerful vacuum to easy control the dust with the panel or the optional pocket filter
- It has climbing rate up to 20%
- Available in battery and petrol versions

Nilfisk SR 1301 is a big performance ride-on sweeper with a cleaning capacity of up to 10.800 m² per hour. It's ideal for outdoor and indoor sweeping applications, such as parking lots, pathways, railway stations, loading bays, warehouses, and industrial settings.



SR 1450



Compact design for easy manoeuvrability

- Theoretical productivity rate from 9.200 to 14.500 m² per hour
- Pocket filter with an excellent filter surface of 5.2 m²; operating with an electrical filter shaker
- Frontal dust control ensure the best cleaning in very duty environment
- The hydraulically controlled hopper can be emptied into urban containers up to 142 cm high

The SR 1450 is a small and compact machine, fully hydraulically driven. The machine is ideal for work in congested and tight-space areas. The dust-free sweeping system is ideal for indoor and outdoor uses such as warehouses, shopping centres and car parks.



	SR 1301 B	SR 1301 P	SR 1450 B	SR 1450 D
ITEM NO.	908 4511 010	908 4512 010	13300041	13300042
MOTOR POWER SOURCE	BATTERY 24V	PETROL	BATTERY,36V	DIESEL 2 CYL. 13,4HP
MOTORBRAND	AMER	Briggs & Stratton, 1cyl, 9hp	2.5 KW	LOMBARDINI
MAX SPEED (KM/H)	6	6	8	10
PRODUCTIVITY RATE 1 SIDE BROOM THEORETICAL/ ACTUAL (M ² /H)	6300/4410	6825/4780	9200/6440	11500/8050
PRODUCTIVITY RATE 2 SIDE BROOMS THEORETICAL/ ACTUAL (M ² /H)	7860/5505	8515/5965	11600/8120	14500/10150
WORKING WIDTH W/RIGHT SIDE BROOM (MM)	1054	1054	1150	1150
WORKING WIDTH W/2 SIDE BROOMS (MM)	1308	1308	1450	1450
MIN. TURN-AROUND AISLE WIDTH (CM)	306	306	280	280
HOPPER VOLUME (L)	130	130	212	212
MAX DUMPING HEIGHT (CM)	137	137	136	136
LENGTH X WIDTH X HEIGHT (CM)	178x121x135	178x121x135	197X110X148	197X110X148
WEIGHT (KG)	723	743	635	720

SR 1601



A better design to reduce cleaning costs

- Excellent machine manoeuvrability thanks to the power steering (STD)
- Nilfisk DustGuard™ system completely controls airborne dust to reduce cleaning time
- Free floating main broom and fine tuning knob adjustment increases productivity and performance
- MaxAccess™ system provides fast and easy access to facilitate servicing

Nilfisk SR 1601 is claimed to be the most technically advanced sweeper in its category, with innovations that increase cleaning productivity whilst simplifying operating and servicing requirements. Designed for industrial applications such as heavily soiled factories, construction sites, parking etc.



SR 2000



Top-of-the-line ride-on sweeping

- Can carry up to 818 kg of dirt and debris, and dump it to a height of 152 cm
- Two water resistant panel filters provide an exceptionally large filtering area of 16 m²
- Power steering and adjustable suspension
- High temperature warning light indicates that hot items have been swept into the hopper
- Possibility to roll hopper out to move debris forward = reduced need for dumping seat as standard

When the dirt is really heavy on the ground, a serious approach is needed. The Nilfisk SR 2000, with its large capacity, robust design, and technically advanced features provides fast and efficient cleaning in these heavy-duty applications.



	SR 1601 B	SR 1601 D3	SR 1601 P	SR 1601 LPG	SR2000 P	SR2000 D	SR2000 LPG
ITEM NO.	13300103	13300101	13300104	13300105	56516750	56516753	56516755
MOTOR POWER SOURCE	BATTERY 48V	DIESEL, 3cyl. 16.3 kW/22HP	PETROL, 3cyl. 20kW/26.8Hp	LPG, 3cyl. 20kW/26.8Hp	PETROL 4cyl. 3.0L, 86 hp	DIESEL 4cyl. 2500, 47.3 hp	LPG 4cyl. 3.0L, 86 hp
MOTOR BRAND	-	Kubota	Kubota	Kubota	GM	Mitsubishi	GM
MAX SPEED (KM/H)	8	12	12	12	13	13	13
PRODUCTIVITY RATE 1 SIDE BROOM THEORETICAL/ ACTUAL (M ² /H)	10000/7000	15000/10500	15000/10500	15000/10500	21710/15197	21710/15197	21710/15197
PRODUCTIVITY RATE 2 SIDE BROOMS THEORETICAL/ ACTUAL (M ² /H)	12800/8960	19200/13440	19200/13440	19200/13440	25740/18018	25740/18018	25740/18018
WORKING WIDTH W/RIGHT SIDE BROOM (MM)	1250	1250	1250	1250	1670	1670	1670
WORKING WIDTH W/2 SIDE BROOMS (MM)	1600	1600	1600	1600	1980	1980	1980
MIN. TURN-AROUND AISLE WIDTH (CM)	306	306	306	306	454	454	454
HOPPER VOLUME (L)	315	315	315	315	765	765	765
MAX DUMPING HEIGHT (CM)	159	159	159	159	152	152	152
LENGTH X WIDTH X HEIGHT (CM)	222x132x146	222x132x146	222x132x146	222x132x146	246x179x151	246x179x151	246x179x151
WEIGHT (KG)	1220	945	945	945	1680	1680	1680

Sweepers

SR 1900



2 metres wide sweeping path!

- DustGuard™ feature with misting nozzles that spray a fine fog of moisture to the front and side brushes, allowing 2 metres dust controlled sweeping path
- Incredibly user friendly thanks to the One-Touch™ sweeping feature and the motion pedal functionality of activating/ deactivating all sweeping procedures
- The polyethylene covers provide strong, rust free protection for longer machine life
- Exceptionally easy serviceability is achieved with Nilfisk's MaxAccess™ system

The SR 1900 can sweep large areas, such as parking lots, warehouses, factory floors and construction sites, in a fraction of the time it takes a conventional sweeper. Moreover it does this while efficiently controlling the dust, thanks to the innovative DustGuard™ misting system.



The exclusive DustGuard™ system effectively controls airborne dust by providing a fine mist of moisture to the front and side brushes.



Exceptionally easy serviceability is achieved with Nilfisk's NoTools™ system. The 5-sided access to engine and hydraulic components saves time and keeps down the service cost.




The SR 1900 incorporates superb high-dump capability up to 152 cm from ground level.

	SR 1900 LPG	SR 1900 P	SR 1900 D	SR 1900 LPG WITH CAB	SR 1900 P WITH CAB	SR 1900 D WITH CAB
ITEM NO.	56507009	56507010	56507011	56508769	56508770	56508771
MOTOR POWER SOURCE	gas/lpg 4cyl 41.7Kw/56Hp	PETROL 4cyl 41.7lw/56Hp	DIESEL 4cyl 26.5Kw/35.5Hp	gas/lpg 4cyl 41.7Kw/56Hp	PETROL 4cyl 41.7lw/56Hp	DIESEL 4cyl 26.5Kw/35.5Hp
MOTOR BRAND	PSI-GM Vortec 1600	PSI-GM Vortec 1600	Kubota V1505 D	PSI-GM Vortec 1600	PSI-GM Vortec 1600	Kubota V1505 D
MAX SPEED (KM/H)	15	15	15	15	15	15
PRODUCTIVITY RATE 1 SIDE BROOM THEORETICAL/ ACTUAL (M²/H)	19800/13860	19800/13860	19800/13860	19800/13860	19800/13860	19800/13860
PRODUCTIVITY RATE 2 SIDE BROOMS THEORETICAL/ ACTUAL (M²/H)	24000/16800	24000/16800	24000/16800	24000/16800	24000/16800	24000/16800
WORKING WIDTH W/RIGHT SIDE BROOM (MM)	1650	1650	1650	1650	1650	1650
WORKING WIDTH W/2 SIDE BROOMS (MM)	2000	2000	2000	2000	2000	2000
MIN. TURN-AROUND AISLE WIDTH (CM)	460	460	460	460	460	460
HOPPER VOLUME (L)	400	400	400	400	400	400
MAX DUMPING HEIGHT (CM)	152	152	152	152	152	152
LENGTH X WIDTH X HEIGHT (CM)	239x163x147	239x163x147	239x163x147	239x163x201	239x163x201	239x163x201
WEIGHT (KG)	1225	1225	1225	1482	1482	1482

System for loading sweepers

61

Over Throw

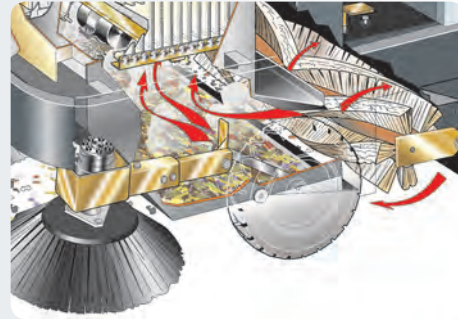


The container is placed **BEHIND** the main brush.
The materials roll over the brush.

ADVANTAGES:

- Container with a larger capacity: it provides better use of the container space
- Easier and more reliable to use: the steering is always at the front of the machine.
- Excellent visibility: the container is placed at the back and does not break up the sight line
- Best results with small solid objects and leaves.

Forward Throw



The container is placed **IN FRONT OF** the main brush.
The materials that are loaded are pushed directly inside the container.

ADVANTAGES:

- They can pick up heavy items as they do not need to roll over the brush
- Faster sweeping
- Best results with dust and heavy residues thanks to the short distance to be travelled

Operation of a sweeper

Side brush

The side brush concentrates the dirt on the central front part: at this stage, there is no suction, nothing is picked up, only the equipment is moved.

Cylindrical main brush

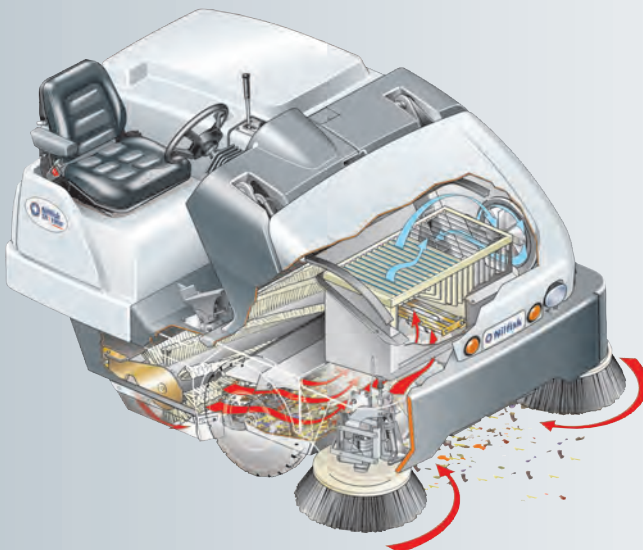
It is the most important part of the machine. It is the device that physically picks up the waste and throws it inside the container. The larger the brush, the faster the machine.

Flap system

A device designed to allow large pieces of equipment to access the space before coming across the main brush.

Container

The container is the place where the waste is loaded. The larger it is, the longer the sweeper can operate. There are two ways of emptying it: manually in the case of small sweepers and hydraulically in the case of larger models.



Suction

Is another key factor of a sweeper. In reality, good suction ensures dust-free operation of the sweeper. It also guarantees that there will be no dust on the floor after the sweeper has passed.

The vacuuming system is made up of:

A turbine: Which guarantees the required pressure.

Filter: It purifies the air sucked in before returning it to the environment.

Filter shaker

This device ensures that the filter is always as clean as possible. It is very important for a sweeper to have an effective mechanism for shaking the filter. The cleaner the filter, the longer and better the sweeper will clean.

Quick view product selector

Suggested applications and industries

Road sweeper model	RS 502	RS 851	RS 1301	RS 2200
				
SHOPPING CENTERS AND MALLS	•	•	•	•
SIDEWALKS / WALKING AREAS / PRIVATE ROADS	•	•	•	•
CITY CENTERS	•	•	•	•
UNIVERSITIES	•	•	•	•
ZOOS	•	•	•	•
PUBLIC PARKS	•	•	•	•
INDUSTRIAL AREAS	•	•	•	•
CAR-PARKS / PARKING GARAGES	•	•	•	•
STADIUMS	•	•	•	•
AMUSEMENT PARKS / CASINOS	•	•	•	•
RACE TRACKS	•	•	•	•
AIRPORTS / TRAIN STATIONS	•	•	•	•
HOLIDAY CENTERS / CAMPINGS	•	•	•	•
LIMITED SPACE AREAS	•			
LARGE INDUSTRIES AND LOGISTIC CENTERS	•	•	•	•

Key features / benefits

Road sweeper model	RS 502	RS 851	RS 1301	RS 2200
STAINLESS STEEL HOPPER	•	•	•	•
VARIABLE DUMPING HEIGHT	•	•	•	•
BUILT-IN HOPPER DRAIN HOSE	•	•	•	•
MAINTENANCE TRACKING SYSTEM (MTS)	•	•	•	•
FULL VEHICLE LIGHTING	•	•	•	•
REAR SUCTION HOSE	• (depending on variants)	• (depending on variants)	• (depending on variants)	• (depending on variants)
HIGH PRESSURE WASHER ASSEMBLY	• (depending on variants)	• (depending on variants)	• (depending on variants)	• (depending on variants)
BROOM (3RD)		• (depending on variants)	• (depending on variants)	• (depending on variants)
AIR CONDITIONING	• (depending on variants)	• (depending on variants)	• (depending on variants)	• (depending on variants)
RECYCLING SYSTEM				•
HEATER	•	•	•	•
EURO4 ENGINE			•	•
STEP III-A ENGINE	•	•	•	•

RS 502



Getting around - getting it clean

- Easy to transfer
- Stainless steel hopper and 246 litre polyethylene water tanks
- High suction (debris not pass through the fan), strong airflow and hydraulically operated flap for pickup of bottles cans, stones & other heavy debris
- New powerful and reliable KUBOTA engine
- MTS diagnostic box to monitor maintenance program of the machine and operator misuse

With its amazing turning radius and compact design, the RS 502 is the right choice for productive cleaning of limited space outdoor areas like footpaths, sidewalks, parking lots and loading bays. The RS 502 has a large 246 litre polyethylene water tanks, that ensures long life and reliability.



RS 851



Small and mobile road sweeper

- High Suction Performances: the largest and the highest suction nozzle in this segment
- 850 litres hopper with possibility of dumping up to 162 cm
- RS 851 Maxi with 3rd broom std makes machine even more versatile, easy to sweep everywhere
- MTS diagnostic box to monitor maintenance program of the machine and operator misuse

Small and mobile enough to handle pavements and congested areas, yet large enough to offer productive cleaning of city squares and urban spaces, overcome 17 cm high kerbs and steps climbing ability is 22%. It has a fantastic manoeuvrability and its low noise level won't disturb the neighbours.



	RS 502	RS851	RS851 MAXI
ITEM NO.	13300152	13300113	13300114
MOTOR POWER SOURCE	Diesel, KUBOTA, 1505-T, 4cyl., 27.2 kW	Diesel, VM D703IE3 3 cyl, 48.6 kW	Diesel, VM D703IE3 3 cyl, 48.6 kW
MAX SPEED (KM/H)	19	20	20
PRODUCTIVITY RATE THEORETICAL/ ACTUAL (M ² /H)	19200/13440	19200/13440	25200/17640
WORKING WIDTH W/2 SIDE BROOMS (MM)	1600	1600	1600
WORKING WIDTH W/3RD SIDE BROOM (MM)	-	-	2100
MAX CLIMBING RATE (%)	22	22	22
WATER TANK CAPACITY (L)	246	230	230
HOPPER VOLUME (L)	500	850	850
MAX DUMPING HEIGHT (CM)	138	162	162
LENGTH X WIDTH X HEIGHT (CM)	311x123x199	285x135x236	285x135x236
WEIGHT (KG)	1700	2500	2600

Road sweepers

RS 1301



Sweeping with high suction performance

- High Suction Performances: the largest and the highest suction nozzle in this segment
- 1.300 litres of hopper with possibility of dumping up to 162 cm
- RS 1301 Maxi with third broom standard makes machine even more versatile, easy to sweep everywhere
- MTS diagnostic box to monitor maintenance program of the machine and operator misuse
- Available also with Euro 4 engine

Nilfisk RS 1301 fulfil all three main areas of professional city cleaning needs such as cleaning ability, productivity and flexibility, and to this we added another - easy maintenance.



RS 2200




A truly performing 2m³ road sweeper

- 2.2 m³ Stainless steel hopper capacity and multi level high dump up to 1.6 m
- 2.5 m max sweeping width with 3rd broom, sweeping system fully adjustable
- Robust articulated steering system
- 95.2 hp 4cyl engine VM R754 EURO4
- MTS diagnostic box to monitor maintenance program of the machine and operator misuse
- With Euro4 diagnostic tool

New on the market, the Nilfisk RS 2200 is entering an important and challenging segment of the road sweeper market.

The powerful and reliable engine allows a 22% climbing ability whilst fully loaded and sweeping.



	RS1301	RS1301 MAXI	RS 1301 EURO4	RS 1301 EURO4 MAXI	RS 1301 MAXI SNOW	RS 2200 MAXI Euro4	RS 2200 MAXI
ITEM NO.	13300119	13300120	13300140	13300150	13300168	13300146	13300158
MOTOR POWER SOURCE	Diesel VM D754IE3, 4 cyl, 67 kW	Diesel VM D754IE3, 4 cyl, 67 kW	Diesel VM R754EU4, 4 cyl, 70 kW, - EUR04	Diesel VM R754EU4, 4 cyl, 70 kW, - EUR04	Diesel VM D754IE3, 4 cyl, 67 kW	Diesel VM R754EU4, 4 cyl, 70 kW, - EUR04	Diesel VM D754IE3, 4 cyl, 67 kW, - EUR04
MAX SPEED (KM/H)	22	22	22	22	22	40	40
PRODUCTIVITY RATE THEORETICAL/ ACTUAL (M ² /H)	19200/13440	27600/19320	19200/13440	27600/19320	27600/19320	30000/21000	30000/21000
WORKING WIDTH W/2 SIDE BROOMS (MM)	1600	1600	1600	1600	1600	1900	1900
WORKING WIDTH W/3RD SIDE BROOM (MM)	-	2300	-	2300	2300	2500	2500
MAX CLIMBING RATE (%)	24	24	24	24	24	22	22
WATER TANK CAPACITY (L)	230	230	230	230	230	320	320
HOPPER VOLUME (L)	1300	1300	1300	1300	1300	2200	2200
MAX DUMPING HEIGHT (CM)	162	162	162	162	162	160	160
LENGTH X WIDTH X HEIGHT (CM)	416x135x220	416x135x220	416x135x220	416x135x220	416x135x220	530x130x198	530x130x198
WEIGHT (KG)	2700	2800	2700	2800	2967	3050	3050

The technology of our machines is supplemented by a range of batteries selected for their quality and durability, reliable operation and minimum maintenance. The main characteristics of the battery is the ampere capacity, which is measured A/h (Amperes per hour). The capacity of the batteries in the Nilfisk program is listed according to the European std. in A/5h. Nilfisk recommends that you always use our range of batteries in your equipment, as this ensures that your machine will provide the best possible service.



Types of batteries:

Acid Batteries / WET batteries

The WET batteries are lead sulphate batteries, and they are made in a flat plate or tubular metal construction which are soaked in a sulphuric acid solution which produces a chemical reaction between the plates / tubes thus allowing the desired voltage and capacity to be reached.

The lifetime of WET / acid batteries is measured in cycles. One cycle is equal to a full discharge / charge sequence, the lifetime of WET / acid batteries varies between 800 – 1500 cycles.

Semi Traction batteries are also available – these are WET / acid batteries manufactured with a different technology and with less cycles – typically 3-500 cycles.

WET / acid batteries release gas during the re-charging phase, which is why they regularly need to be refilled with distilled water.

Charging of WET / acid batteries also needs to take place in dedicated ventilated room.



GEL batteries / Maintenance free batteries

The maintenance free batteries are sealed valve regulated batteries with the same dimensions as std. WET batteries, but maintenance free batteries have less capacity per unit.

Maintenance free batteries can only be discharged down to 70% compared to a std. WET battery, which can be discharged to 80%. This means that it is vital to be clear on the need when choosing maintenance free batteries.

The maintenance free batteries have some advantages compared to a std. WET battery such as:

- No water refill
- Lower power consumption during charging
- No acid spill on the machine or in the charging room
- No gassing during charging – no special room needed



Maintenance free batteries are app. 35-50 % more expensive than std. WET batteries.

The lifespan of a battery

The lifespan of a battery is measured by charge and discharge sequences – one charge and discharge is one cycle. It is important to stress that the life span of all batteries are shortened if the battery is not allowed to fully recharge after use – i.e. if the battery is put to use before it is fully charged it will be damaged.

The no. of cycles is an important quality indicator on all traction batteries – the more cycles – the longer the life span. The average level of cycles for a conventional battery in the market is 6-800 while all Nilfisk machines can be equipped with batteries that considerably exceed the average of useful cycles.



ACCESSORIES: Sweepers commercial



MAIN BROOM NATURAL

For applications with fine dust, sensitive floors and carpet sweeping



MAIN BROOM STEEL+PPL

Most used material mix to sweep both indoors and outdoors



WORKING LIGHT

Light on focused areas in front of the sweeper



FLASHING BEACON

Show the presence of the machine in its working environment



SIDE BROOM PROTECTION

Protect the side brooms of the machine



ON-BOARD CHARGER

For both Wet and Gel Batteries



NON MARKING SKIRTS

Skirts for sweeping on highly sensitive floors



CARPET KIT

Include: non marking skirts, natural fibre main and side brooms, pre-filter. To be used in carpet sweeping applications



BRUSH, LEFT SIDE KIT

Sweeps the dirt and debris into the path of the main broom. Enlarges the total sweeping path and consequently the productivity of the sweeper



VACUUM CLEANER KIT

Used for cleaning hard to reach spots like shelves etc.



OVERHEAD GUARD

Protect the operator's safety, especially in industry

ACCESSORIES: Sweepers industrial



MAIN BROOM NATURAL

For applications with fine dust



MAIN BROOM PPL + STEEL

Most used material mix to sweep both indoors and outdoors



MAIN BROOM PPL

Superior pickup of sand, gravel and litter. Less aggressive on the floor compared to the PPL+STEEL



SUPER ELASTIC TYRES

Tyres will not go flat if punctured

SEE COMPLETE ACCESSORY LIST ON WWW.NILFISK.COM

ACCESSORIES: Sweeper industrial

67



SUSPENSION SEAT

Comfortable seat with adjustable suspension based on operator's weight



FRONT CORNER GUARDS

Protect the front of the machine



LITTER VAC

Suitable for cleaning hard to reach spots like dock plates, under steps or shelving etc.



DUSTGUARD™ KIT

To control air borne dust on the side broom/s



WORKING LIGHT FRONT

The front and rear lights provide light on focused areas where the headlights do not reach.



WORKING LIGHT REAR



OVERHEAD GUARD

To protect the operator's safety, especially in industry



RAISED AIR INTAKE

Elevates engine air intake level . Used in very dusty applications

ACCESSORIES: Road sweepers



REAR SUCTION HOSE

Allows you to collect leaves and other hard to reach material in the normal road sweeping application



COMFORT SEAT

Comfortable seat with adjustable suspension based on operator's weight




THIRD BROOM

Used to push debris towards the suction mouth in order to sweep efficiently



HIGH PRESSURE CLEANER

To remove grime, dust, mud and dirt from the asphalt and to clean the machine after the sweeping job



SNOW PLOUGH

To push snow to the side or straight ahead, clearing it from a surface



SALT SPREADER

Helps to melt snow and ice



SNOW BROOM

To throw snow to the side or straight ahead, clearing it from a surface



VIDEO AND REAR/FRONT CAMERAS

LCD screen is now also available

SEE COMPLETE ACCESSORY LIST ON WWW.NILFISK.COM

Nilfisk online

Many questions arise when using professional cleaning equipment.

Which Pad is available for my burnisher?

Does our vacuum cleaner have HEPA filtration?

I lost my operator's manual – how do I get a new one?

Just a few examples of such questions.

Also in the decision process before investing in new cleaning equipment you probably need some clarifications on turning circles, battery endurance and much more.

The answers may be closer than you think.

By clicking on **www.nilfisk.com** you open a treasure-trove of information designed to speed and ease the cleaning process. Details on the full range of Nilfisk equipment, technical specifications, user manuals, brochures, and valuable factual information of every kind is right there to make your work easier. Videos and pictures are incorporated in the detailed product information to enable you to visualize the solution for your particular needs. Nilfisk professional cleaning products are sold all over the world, on **www.nilfisk.com** we guide you to a local webpage or distributor.



Get Valuable information in your Mailbox Sign up for our free newsletter and receive valuable information on new products, features, combined with input from customers using our cleaning machines all over the world.

Get this direct in your mailbox four times a year.

Sign up on www.nilfisk.com

Nilfisk e-commerce - my.nilfisk-advance.com

The e-commerce site of Nilfisk offers a range of advantages for dealers and business partners.

Up-to-date information is available 24x7 with regards to products, prices and stock availability.

- Product search and navigation
- Order history and status
- Order entry with the option to upload an purchase order file to avoid double order entry
- Products sheets for all machines.
- Print outs and down loads; products sheets, price lists, quotations
- Quotations; make your own quotation to the end-customer
- On-line spare part look-up for present as well as pruned machines and spares.

Nilfisk instructions on video

Find usefull instructions on how you operate your machines.

You find it on www.nilfisk.com or on YouTube



Being close to our customers is part of Nilfisk commitment to always providing the right equipment to lower the costs of cleaning. Our web services are designed to help you – and help us achieve this goal. Each month, we register more than 100,000 visitors to our corporate and local websites. And we have more than 40,000 registered users to our password restricted partner zone worldwide. Bookmark us!

69

Single discs & Burnishers model	Single discs							Burnishers		
	PS 333A	SD 43-165/SDM 43-180	SD 43-400/SDM 43-450	SDM 43-DUO	421C	510B/B-3	545	SDM 43-900/53-1500	UHB 51-1500	UHR 70-1700
	CONTRACT CLEANING (OFFICES, BANKS ETC.)	•	•	•	•	•	•	•	•	•
	HOTELS, RESTAURANTS & CATERING	•	•	•	•			•		
	PUBLIC BUILDINGS (SCHOOLS, HOSPITALS ETC.)	•	•	•	•			•	•	•
	RETAIL	•	•	•	•	•		•		
	AUTOMOTIVE & TRANSPORTATION	•	•	•	•	•		•	•	•
	BUILDING & CONSTRUCTION					•	•	•	•	•
MANUFACTURING		•	•	•			•	•	•	
SMALL AREA CLEANING (LIGHT - MEDIUM DUTY)	•	•	•	•			•			
LARGE AREA CLEANING (MEDIUM - HEAVY DUTY)		•	•	•	•	•	•	•	•	
HARD TO REACH AREAS	•	•	•	•	•	•				

[illegible]

Single discs, Burnishers and Carpet cleaners

Creating well-being and comfort

For cleaning carpets and hard floor surfaces, we have a carpet extractor range of machines and single discs that will show your floors off to the best. Clean carpets or shiny floors increases feelings of well-being and comfort, both for the staff and for the customers of hotels, schools, hospitals, homes, boutiques and shops.



Carpet extractor brushing system

The carpet extractor machines clean the carpet quickly and efficiently. With the injection-extraction system, the injector sprays water and detergent on the carpet, while the cylinder brush washes and the vacuum attachment picks up the dirty water, leaving the carpet completely clean.



Vitrifying and polishing with rotating heads

If you require a finish that adds shine to a marble, terrazzo or vinyl floor, then rotating appliances are the ideal choice. The crystallising process consists of spreading a crystallising liquid evenly over the floor to protect it and block the pores and joints between the paving stones. After the floor has been crystallised at low speed, it is polished with a high-speed rotating head. The application of this protective coating means great savings, as it facilitates maintenance and prolongs the life of the floor.



Cleaning of carpets with dry foam

The rotating appliances also offer the option of cleaning carpeted floors with "dry foam" method. The foam is produced by a 230V/50Hz blower mounted on the top of the water tank of the single disc machine and spreads directly in the centre of the nylon brush through a nozzle mounted at the bottom of the base of the machine.

This method ensures no risk of carpet peeling after cleaning, prevents its discoloration and allows a quicker drying process after the task has been performed.

SD 43-165/SDM 43-180



Low-speed machines for standard and medium-duty cleaning applications

- Wide angle, ergonomic handle
- Polyamide robust construction with steel reinforcement
- Lightweight and easy to operate
- Option of additional weight and a large variety of accessories

These efficient 165/180 rpm machines have a 43 cm brush/pad diameter and it is designed for medium-duty usage, comfortable and fatigue-free operation, effective results. Scrubbing and spray cleaning and stripping of hard floors, for example, are handled efficiently and quickly.



SD 43-400/SDM 43-450



High-speed machines for standard and medium-duty polishing applications

- Wide angle, ergonomic handle
- Polyamide robust construction with steel reinforcement
- Lightweight and easy to operate
- Various accessories available

Ideal for high-speed polishing, scrubbing and spray cleaning of hard floors, these 450 rpm machines are designed for standard and medium-duty usage. The balance is excellent and the solid aluminium construction provides durability and extended life



	SD 43-165	SDM 43-180	SD 43-400	SDM 43-450
ITEM NO.	12401001	12401101	12402201	12401301
CABLE LENGTH (M)	12.5	12.5	12.5	12.5
PROTECTION CLASS / IP PROTECTION	I/XP4	I/XP4	I/XP0	I/XP0
RATED POWER (W)	1000	1200	1100	1500
SOUND PRESSURE LEVEL AT 1.5 M (DB(A) ISO 3744)	58	60	61	62
BRUSH/PAD DIAMETER (MM)	430	430	430	430
BRUSH/PAD PRESSURE (G/CM ²)	29	35	30	39
BRUSH/PAD SPEED (RPM)	165	180	400	450
BRUSH TORQUE (NM)	57	65	26	37
LENGTH X WIDTH X HEIGHT (CM)	56X43X117	53X43X117	56X43X117	53X43X117
HEIGHT MOTORHOUSING (MM)	340	310	340	310
HEIGHT W/HANDLE VERTICAL (MM)	1170	1170	1170	1170
WEIGHT (KG)	30	36	31	40

Single discs

421 C



Low speed multi-purpose machine for professional medium-duty applications

- Gearbox drive for tough cleaning jobs
- Aggressive deep cleaning due to more torque
- Multipurpose single disc
- Dry foam cleaning method with shampoo blower (optional)

Nilfisk 421 C is the classic medium duty single disc machine. A combination of high brush pressure and torque speeds up cleaning time and makes the job faster and easier. A helical gear drive for the brush provides uniform power transmission and added safety in tough cleaning situations.



510B/510B-3



Low speed machine for professional heavy duty applications: the industrial workhorse

- Gearbox drive for tough cleaning jobs
- Aggressive deep cleaning due to more torque
- To remove tough dirt, such as very sticky or caked on grease and oil
- Wide range of accessories including a 24 kg extra weight

Nilfisk 510 B and 510B-3 are robust heavy-duty single disc machines for industrial cleaning.

High cleaning power due to extra torque ensures exceptional results in both wet and dry cleaning.



	421 C	510 B	510 B 3
ITEM NO.	L08610726	L08910150	L08911112
CABLE LENGTH (M)	12	12	25
PROTECTION CLASS / IP PROTECTION	/IP43	/IP43	/IP43
RATED POWER (W)	1200	1500	1500
SOUND PRESSURE LEVEL AT 1.5 M (DB(A) ISO 3744)	63	64	64
BRUSH/PAD DIAMETER (MM)	410	510	510
BRUSH/PAD PRESSURE (G/CM²)	37	51	51
BRUSH/PAD SPEED (RPM)	175	145	145
BRUSH TORQUE (NM)	67	98	98
LENGTH X WIDTH X HEIGHT (CM)	51x51x118	61x61x121	61x61x121
HEIGHT MOTORHOUSING (MM)	320	315	315
HEIGHT W/HANDLE VERTICAL (MM)	1180	1210	1210
WEIGHT (KG)	40	67	67

PS 333A



Compact low speed machine for small areas

- Reliable and easy to use
- Individually adjustable handle bar
- Easy to transport between cleaning locations
- Its low profile allows to clean under the furniture

The most compact single disc machine on the market, ideal for floor maintenance, light scrubbing and polishing.



545



High speed machine for professional heavy duty applications

- Up to 60% labour cost savings
- Minimised water and chemical consumption
- Extends the floor's life and improves it's appearance
- HEPA filter available

Nilfisk 545 is a high-speed single disc machine with 3-step integrated active dust extraction. This allows dust-free, polymer film coat renovation, by cleaning and polishing hard floors without the inconvenience of conventional methods using water and chemicals.



	PS 333 A	545
ITEM NO.	12324501A	L08915151
CABLE LENGTH (M)	10	20
PROTECTION CLASS / IP PROTECTION	II/IPX4	II/IP44
RATED POWER (W)	500	2700
SOUND PRESSURE LEVEL AT 1.5 M (DB(A) ISO 3744)	54	69
BRUSH/PAD DIAMETER (MM)	330	500
BRUSH/PAD PRESSURE (G/CM ²)	37	34
BRUSH/PAD SPEED (RPM)	188	450
BRUSH TORQUE (NM)	25	42
LENGTH X WIDTH X HEIGHT (CM)	40x33x112	60x60x118
HEIGHT MOTORHOUSING (MM)	220	500
HEIGHT W/HANDLE VERTICAL (MM)	1120	1180
WEIGHT (KG)	22	54

Single discs/Burnishers

SDM 43-DUO



Two speed single disc

- Wide angle, ergonomic handle
- Solid aluminium construction for durability
- Recommended for medium duty cleaning. It can carry out all types of cleaning thanks to its dual speed
- Various accessories available

This dual speed machine offers the choice of either 190 or 380 rpm for easy, efficient and cost-effective maintenance of virtually all floors. Built for standard and medium-duty use, this unit handles stripping or scrubbing as well as high-speed spray cleaning or polishing.



SDM 43-900 / SDM 53-1500



Ultra high-speed burnishers

- Wide angle, ergonomic handle
- Solid aluminium construction for durability
- Designed for ultra high speed tasks
- On board flexible pad holder system

These ultra high-speed units covers large areas with maximum efficiency and in the minimum of time. Ideal for building a long-lasting shine to hard floors, this electric cord burnisher is also the right choice for high productivity in polishing and maintenance of floors in medium-duty applications.



	SDM 43-DUO	SDM 43-900	SDM 53-1500
ITEM NO.	12401401	12401501	12402001
CABLE LENGTH (M)	12.5	12.5	12.5
PROTECTION CLASS / IP PROTECTION	IPX4	IPX0	IPX0
RATED POWER (W)	1200-1500	1800	1800
SOUND PRESSURE LEVEL AT 1.5 M (DB(A) ISO 3744)	65	64	67
BRUSH/PAD DIAMETER (MM)	430	430	530
BRUSH/PAD PRESSURE (G/CM²)	39	10	10
BRUSH/PAD SPEED (RPM)	190/380	900	1500
BRUSH TORQUE (NM)	65/40	12	12
LENGTH X WIDTH X HEIGHT (CM)	53X43X117	75X43X117	79x55x117
HEIGHT MOTORHOUSING (MM)	310	350	350
HEIGHT W/HANDLE VERTICAL (MM)	1170	1170	1170
WEIGHT (KG)	40	44	46

UHB 51-1500



Walk-behind burnisher: a new design

- Simple controls and low profile design make operating the unit easier and safer.
- Self regulating pad pressure eliminates the need for adjustments & reduces operator errors.
- The burnishing deck automatically lifts when the motor is turned off for better floor protection.
- On board battery charger saves downtime and adds convenience.
- Excellent active dust control with HEPA filtration optional for dust sensitive areas

The Nilfisk UHB 51-1500 represents the very latest and most technically advanced means of restoring and maintaining a high gloss shine on floors. The many improved features include easier-than-ever operation, added safety considerations, passive and (optional) active dust control and better ergonomics.



UHR 70-1700



Exceptional productivity


- Exceptional productivity with more than 12,500 m² burnished on one single battery charge
- Center placed pad system for easy and safe operation
- Adjustable pad pressure settings for optimal result
- Compact design for maximum manoeuvrability

This battery powered ride-on burnisher with a 1700 rpm pad speed and three different pressure settings, provides quiet and effective activity on large hard floor areas, such as airport terminals, shopping centres and hospitals. The extended battery run time allows an exceptional productivity.



	UHB 51-1500	UHR 70-1700
ITEM NO.	01610A	56422001
MAX SPEED (KM/H)	4.4	5
VOLTAGE (V)	36	36
PROTECTION CLASS / IP PROTECTION	IPX4	IP30
RATED POWER (W)	1500	2650-3200
SOUND PRESSURE LEVEL AT 1.5 M (DB(A)ISO 3744)	68	69
PRODUCTIVITY RATE THEORETICAL/ACTUAL (M ² /H)	2200/1300	3860/2800
BRUSH/PAD DIAMETER (MM)	510	690
BRUSH/PAD PRESSURE (G/CM ²)	AUTOMATIC	3 SETTINGS
BRUSH/PAD SPEED (RPM)	1500	1700
BRUSH TORQUE (NM)	-	AUTOMATIC
LENGTH X WIDTH X HEIGHT (CM)	136x56x106	166x91x137
WEIGHT (KG)	88	220

ACCESSORIES: Single disc & Burnishers



PAD HOLDERS

Low speed: SD 43-165 & SDM 43-180
High speed: SD 43-400 & SDM 43-450
Flexi: for SDM 43-DUO



5 BRUSHES SATELLITE SYSTEM

Available with different bristles diameter and material (for 510 B/B3 only)



SOFT FLOOR BRUSH

To be used on carpet



HARD FLOOR BRUSH

Available with different bristles diameter and material



HARD PADS

Black: stripping
Brown: stripping
Blue: stripping/scrubbing



MEDIUM PADS

Green: scrubbing
Red: soft scrubbing/ spray cleaning
White: spray cleaning/ polishing




SOFT PADS

Orange Green: polishing high speed
Beige: polishing low speed



NATURAL FIBRES

For specific floor finish



HEPA FILTER

For vacuum cleaners



AIR COMPRESSOR

For carpet dry foam method on 421 C



EXTRA WEIGHT (24 KG)

On 510 B, for heavy duty applications, where more down pressure is needed (also available on other machines)



VACUUM RING

To be applied together with vac unit (dry applications)



DUST BAG

To collect dust into the vac unit



SPRAY BOTTLE KIT

For spray cleaning applications, to be installed on the machine handle



VACUUM UNIT KIT

To be used in all applications where dust should be collected and/or controlled



SOLUTION TANK






For scrubbing applications

SEE COMPLETE ACCESSORY LIST ON WWW.NILFISK.COM

Quick view product selector

77

Suggested applications and industries

Carpet cleaner model	Portable		Walk-behind		
	MX 103C	AX 14	MX 307	AX 310	AX 410
					
CONTRACT CLEANING (OFFICES, BANKS ETC.)	•	•	•	•	•
HOTELS, RESTAURANTS & CATERING	•	•	•	•	•
PUBLIC BUILDINGS (SCHOOLS, HOSPITALS ETC.)	•	•	•	•	•
RETAIL	•	•	•	•	•
AUTOMOTIVE, RENTAL SHOPS & TRANSPORTATION	•	•	•		
SHOPPING MALLS, AIRPORTS & EXHIBITION CENTRES			•	•	•
SMALL AREA & SPOT CLEANING (LIGHT - MEDIUM DUTY)	•	•			
LARGE AREA CLEANING (MEDIUM - HEAVY DUTY)			•	•	•
OPEN SPACED CLEANING (HEAVY DUTY)			•	•	•
HARD TO REACH AREAS	•	•			•

Key features / benefits

Carpet cleaner model	Portable		Walk-behind		
	MX 103C	AX 14	MX 307	AX 310	AX 410
COLD WATER	•	•		•	•
HOT WATER			•		
AIR FILTER	•				
CARPET FLOOR TOOL - STANDARD OR OPTIONAL	•	•			•
UPHOLSTERY & STAIR TOOL - STANDARD OR OPTIONAL	•	•			•
WALL COVERING TOOL - STANDARD OR OPTIONAL	•	•			•
HARD FLOOR TOOL - STANDARD OR OPTIONAL	•	•			•
EVOLUTION WAND			•		
DUAL MODE CLEANING					•
HEAVY DUTY CONSTRUCTION			•	•	•
"GREEN" WATER AND CHEMICALS CONSUMPTION			•	•	•
ERGONOMIC			•	•	•

Carpet extractors

MX 103C



Handy and easy-to-use

- Compact size and easy handling makes it ideal for spot and stain removal
- Tank emptying made easy thanks to large cap lid
- Air filter automatically cleans exhaust air
- Versions with carpet tool or hand held upholstery tool for flexibility

For quick clean-up or spot cleaning of carpets and upholstery, the MX 103C provides an economic and easy-to-use professional solution.

The combination of excellent design, performance-matched pump, and powerful vacuum leaves a clean and almost dry finish that is quickly ready for normal traffic.



AX 14



Compact carpet extractor

- Cord storage on the machine
- Accessories for cleaning wall coverings, carpets, hard floors, rugs, armchairs and seats
- Injection pump protected by a removable filter in the solution tank
- Integrated ergonomic handle

Nilfisk AX 14 is a compact extractor for effective cleaning of textile coverings. AX 14 is practical solutions for cleaning professionals, hotels, institutions, restaurants, rental shops etc.



	MX 103C	AX 14
ITEM NO.	600171031	12405101
RATED POWER (W)	901	1000
AIRFLOW (L/SEC)	52.7	60
VACUUM AT NOZZLE (KPA)	15.5	20
SOUND PRESSURE LEVEL (DB(A) BS 5415)	77	76
WORKING WIDTH (MM)	220	220
SUCTION WIDTH (MM)	220	220
PUMP PRESSURE (BAR/PSI)	3/44	5/73
SOLUTION/RECOVERY TANK (L)	9/9	14/14
BRUSH SPEED (RPM)	-	-
LENGTH X WIDTH X HEIGHT (CM)	51x22x48	54X50X40
WEIGHT (KG)	11	12.7
WEIGHT W/BATTERIES (KG)	-	-

MX 307H



Exceptional value with hot water efficiency

- In line heater provides instant on demand hot water up to 100° C
- Hot water pressure spray ensures deep cleaning
- Unique and super effective Evolution injection and suction wand as standard
- 4.6m of crush proof vacuum hose supplied as standard
- Cord wrap for storage and transportation

For thorough restoration jobs on carpet or upholstery, hot water cleaning is by far the most effective. The MX 307H features an in-line heater to provide hot water on demand for fast, efficient cleaning.




AX 310 / AX 410



Dual Mode or Basic - the choice is yours

- Smart Solutions™ Dual mode cleaning for renovation or maintenance cleaning on AX 410
- AX 310 is the rugged no frills version for rental and simplified applications
- Quality design and first class engineering saves water and chemicals
- State of the art moisture recovery speeds up drying time
- On board accessories on AX 410 make it easy to clean seat and wall coverings and hard to reach spots

The needs of all carpet extractor users are different. That is why separate versions are offered for those who need on-board accessories and dual mode cleaning (AX 410), and those who's demand is for an economically priced extractor with basic functional features (AX 310).



	MX 307H	AX 310	AX 410
ITEM NO.	600283071	56265302	56265002
RATED POWER (W)	2990	800	1600
AIRFLOW (L/SEC)	44.2	41	46
VACUUM AT NOZZLE (KPA)	29.9	-	-
SOUND PRESSURE LEVEL (DB(A) BS 5415)	74	72	69
WORKING WIDTH (MM)	305	260	410
SUCTION WIDTH (MM)	305	310	457
PUMP PRESSURE (BAR/PSI)	7/100	4/60	4/60
SOLUTION/RECOVERY TANK (L)	38/38	19/15	30/23
BRUSH SPEED (RPM)	-	-	-
LENGTH X WIDTH X HEIGHT (CM)	79x45x86	64x33x72	71x47x80
WEIGHT (KG)	34.3	30	45
WEIGHT W/BATTERIES (KG)	-	-	-

All-purpose cleaner

APC 328



Powerful and versatile all-purpose cleaner

- Small, compact and maneuverable
- Three times the productivity of traditional hand-cleaning
- Simple setup and storage of tools and hoses
- Dual universal chemical storage
- Chemical is automatically applied
- Unique removable electrical compartment pallet

The APC 328 gathers all the cleaning equipment in one all-purpose cleaner. Sure, the automatic chemical system, indoor pressure washer, powerful liquid recovery vacuum and stretch hose offer a significant upgrade over hand-cleaning.

All standard tools and other cleaning accessories are integrated neatly into APC 328's compact design. That means no more lugging around heavy equipment or dragging hoses – operators can easily maneuver the unit in restrooms, stairwells and other tight spaces.



The spray gun makes dirt removal easy in hard to reach areas and allows for the quick rinsing of surfaces



Optional front mount squeegee for easy water pick-up



Open chemical system fits all bottle types and allows for any chemical choice

What are the standard accessories:

- Two bend wand
- Variable pressure gun
- Scrub brush w/squeegee
- Floor squeegee tool
- Hand squeegee tool
- Fill hose
- Metering tip packet
- Vacuum and pressure hose
- Handle for scrub-brush

APC 328	
ITEM NO.	600303281
RATED POWER (W)	1610
SUCTION POWER END OF TUBE (W)	310
AIRFLOW (L/SEC)	50.1
VACUUM AT NOZZLE (KPA)	22.9
SOUND PRESSURE LEVEL (DB(A) BS 5415)	79
SUCTION WIDTH (MM)	356
PUMP PRESSURE (BAR/PSI)	28/400
SOLUTION/RECOVERY TANK (L)	76/49.2
LENGTH X WIDTH X HEIGHT (CM)	86.4x59x97.8
WEIGHT (KG)	49.9

ACCESSORIES: Carpet cleaners



HARD FLOOR SQUEEGEE KIT

For AX 410 on hard floors



CARPET ACCESSORY KIT

For AX 14 & MX 103. For use in corners, under furniture, on soft floors



CAR CLEANING



EVOLUTION WAND



STAIR TOOL


Transparent. For use on stairs and upholstery



HOSE 15FT ASSEMBLY

Suction and injection hose (for MX)

SEE COMPLETE ACCESSORY LIST ON WWW.NILFISK.COM





Nilfisk-Advance in brief

Nilfisk-Advance is one of the world's leading manufacturers and suppliers of professional cleaning equipment. With global company headquarters in Denmark, the company has developed professional cleaning equipment for over 100 years. Nilfisk-Advance has production facilities in North America, South America, Europe, and China, and has an extensive network of sales entities in 43 countries and is represented in more than 100 countries around the world. The company currently has over 5,000 employees worldwide, with global sales of approx. EUR 690 M in 2009.

Read more about our company on www.nilfisk-advance.com



96028406-01/11